
















































Phase 2 Sound Mat

s 	a 	t 	p 	i 	n 	m 	d 
g 	o 	c 	k 	ck 	e 	u 	r 
h 	b 	f 	ff 	l 	ll 	ss 	

Phase 3 Sound Mat

j 	v 	w 	x 	y 	z 	zz 	qu 
ch 	sh 	th 	ng 	ai 	ee 	igh 	oa 
oo 	oo 	ar 	or 	ur 	ow 	oi 	ear 

These are all of the sounds that your child has been taught at school

Sight Word List – words

Children need to be able to look at and read common words confidently, we call these sight words. As your child progresses through school they will be able to read more and more of these words quickly, just by looking at them (no sounding them out).

Children learn these words at their own pace, but to be able to learn them they need to see and say the words often. One day they might know a word quickly, the next day they might need some help with the word, lots of continued practice is the key to learning **them. The words should be learnt through fun activities, if they can't remember a word it** does not matter, they just need more time and more practice.

Look at the daily planning to see activities set for your child. Some other ideas that you could do might include:

Write the words out on small pieces of paper (starting with set 1) and read them with your child in a random order.

When your child can read words from one set, add in a few words from the next set. Keep adding new words to your set, encouraging your child to keep practicing words that they already know.

You can make this into a game by putting some of the word cards around a room / around the house. Ask your child to go on a treasure hunt to find the words and read them to you as they find them. Try to make it fun.

Put some of the words out around the home. Every time your child (and you) walk past the word, touch it and say it. If you do this your child will hear the word and will want to show you that they can read the word too.

Your child may have a particular set of words in their book bag, This will give you an idea of which words to start with, but remember, they still need to practice words from **previous sets. Don't try to get your child to read all the sets at once, keep practicing** known words and just add one or two new words at a time.

Remember make this FUN, they will remember more words if it is a game.

If they do not know all of the words now, do not worry, we keep learning them in year 1.

SET 1	the	I	can	my	a
	see	is	look	like	at

SET 2	and	to	said	come	we
	here	it	went	Mum	Dad

SET 3	have	he	she	with	you
	in	me	was	up	go

SET 4	of	they	his	but	all
	are	her	this	some	then

SET 5	do	no	so	into	him
	put	for	on	be	if

SET 6	what	by	as	one	there
	come	big	little	an	that

SET 7	had	out	when	down	not
	were	people	them	Mr	Mrs

SET 8	It's	very	just	about	saw
	make	don't	will	back	from

SET 9	oh	now	your	asked	got
	off	called	day	their	made