

Dear Parents,

This week's planning is a little different. We have taken out Phonics and Maths and added in some activities to help your child with transitioning from Foundation Stage to Year One.

Please complete the following activities each day, where possible

1. **Physical activity**
2. **15 minutes reading with your child**
3. **Topic**
4. **Sight Words**

Special request!

Parents, we miss seeing your children's work and having the opportunity to engage with their learning. This week, we kindly request that you take photographs of some of the work that you have been doing, and email it to your child's class teacher.

Foxes can email Miss Lad on f2f@sparkenhoe.leicester.sch.uk

Hedgehogs can email Mrs James on f2h@sparkenhoe.leicester.sch.uk

Thank you!

MONDAY MORNING

Physical Education - Activity of your choice

Weekend News

Discuss what you did during the weekend, here are some examples; reading, baking, talking to family and friends, watching movies etc.

In their workbook encourage your child to write 2-3 sentences about their weekend. This week, encourage them to challenge themselves. If they wrote two sentences the last time you did weekend news, this time write three sentences. They must remember to use:

- Capital letter - The first letter of a sentence should be a capital letter.
- Finger spaces - Leave a space between each word.
- Full stop - There should be a full stop at the end of each sentence.
- Letter/words must be sitting on the line, not flying away

Encourage sentence starters - First, Next, Then, Finally.

MONDAY AFTERNOON

Reading

15 minutes reading with an adult, older brother or sister.

Celebrate their success!

This is the last week of Foundation Stage and we want to make it one to remember.

Talk to your child about what they have enjoyed whilst being in the Fox/Hedgehog class. They might talk about their friends, teachers, favourite activities or it might be something different. It has been a difficult time for everyone, so we want to end F2 on a high!

Write some sentences about their time in F2. They might want to draw some pictures of their friends too.

Physical Education - Activity of your choice

Topic

Explore the world we live in! Message of the day - Have you ever been on holiday?

There are lots of different types of holiday - beach, city, camping, skiing, caravan park. Start off by talking about one of your favourite holidays, a holiday doesn't have to be abroad, it can be going to visit family in the UK. We want the children to talk about what they remember about their holiday and how they felt when they were on holiday.

Write 3 sentences about your favourite holiday and explain why.

TUESDAY AFTERNOON

Reading

15 minutes reading with an adult, older brother or sister. Choose a story book and using pieces of paper or sticky notes, select 5 sight words from your child's set words. As you read the book, see if you come across any of the chosen sight words.

Transition from Foundation Stage to Year One

As they will be moving onto Year One, use this time to tell your new teacher about yourself. You can do this however you like. Tell them all about you, what you like, your family, your favourite story book. Maybe even draw a picture of yourself. Here is an example of how you can set it out. You can do this activity in your work book, or on a separate piece of paper.

WEDNESDAY MORNING

Physical Education - Activity of your choice

Let's Talk!

Ask your child the following question, **"If you could go anywhere, where would you go and why?"** You might want to show them an atlas and discuss all the different places they could go and visit. Talk about some of the places you have visited before. Discuss the different ways you can travel to a different destination e.g car, bus, boat, aeroplane, campervan etc You might even want to make a wish list of all the places you would like to visit.

WEDNESDAY AFTERNOON**Reading**

15 minutes reading with an adult, older brother or sister.

Transition from Foundation Stage to Year One**Get Creative!**

Use available resources to make a card for someone special. This might be one of your friends, your teachers or even your new class teacher. You can make as many as you like! You could even send them to your friends/teachers. It would brighten up their day.

THURSDAY MORNING**Physical Education** - Activity of your choice**Topic****Explore the world we live in! Message of the day - What shall we take on a beach holiday?****YouTube - CBeebies Summer Holiday (Lots of summer holiday themed episodes)**

Recap on the different types of holiday that you can go on. Today you are thinking about going on a beach holiday and you need to decide what to pack in your bag to go on holiday! Get your child to write a list of all the things that you will need to take on holiday.

Will be hot? Will we need to take a woolly hat? Do we need to pack sun cream? Remind your child that writing a list is not like writing a normal sentence. Writing a list needs single words or phrases.

Holiday Checklist

<input type="checkbox"/>	_____
<input type="checkbox"/>	_____
<input type="checkbox"/>	_____
<input type="checkbox"/>	_____
<input type="checkbox"/>	_____
<input type="checkbox"/>	_____
<input type="checkbox"/>	_____
<input type="checkbox"/>	_____
<input type="checkbox"/>	_____


THURSDAY AFTERNOON**Reading**

Digraph Detectives - Encourage children to practice their phonics knowledge by searching for words with digraphs. Using your child's story book or a story book you have at home, get your child to find 10 words that are made up of digraphs (2 letters, one sound)

Digraphs: ss, ll, ff, ck, ch, sh, th, ng, ai, ee, oa, oo, ar, or, ur

Transition from Foundation Stage to Year One

At the start of the year, the children drew a picture of themselves, wrote their name and printed their handprint. We would like you to repeat this all over again.

When you receive your child's Learning Journey, you will be able to see the massive progress that they have made.

My last day in reception,
look how much I've grown!
I've learnt so much and
won't believe,
how much this year
has flown!

Now look at my picture,
and think just for a while,
look how much I have
progressed this year,
I bet this makes you smile!

★ ★ ★

★ ★ ★ ★ ★ ★ ★ ★ ★ ★

FRIDAY MORNING

Physical Education - Activity of your choice

Act it out!

This is probably as close as we will all get to going on holiday! Pretend you are packing your suitcase to go on holiday, make sure you have your passport, clothes, camera, story book, sun cream and everything else that you wrote on your list.

Imagine you are at the airport, boarding the plane and setting off on your holiday. When you get to your destination who are you greeted by? What's the weather like? What is your hotel look like? What do you do when you go to the beach?

This will be so exciting for your child! Share your holiday photographs with us and don't forget the postcard!

FRIDAY AFTERNOON

Reading
























15 minutes reading with an adult, older brother or sister.

Transition from Foundation Stage to Year One

























Celebration time! We would like you to make your child feel super special today, we would usually have a Graduation ceremony, and because they are missing out on their ceremony, why not give them their own celebration.

We are so proud of you! Well done Foxes and Hedgehogs!

Phase 2 Sound Mat

s 	a 	t 	p 	i 	n 	m 	d 
g 	o 	c 	k 	ck 	e 	u 	r 
h 	b 	f 	ff 	l 	ll 	ss 	

Phase 3 Sound Mat

j 	v 	w 	x 	y 	z 	zz 	qu 
ch 	sh 	th 	ng 	ai 	ee 	igh 	oa 
oo 	oo 	ar 	or 	ur 	ow 	oi 	ear 

Sight Word List - words

Children need to be able to look at and read common words confidently, we call these sight words. As your child progresses through school they will be able to read more and more of these words quickly, just by looking at them (no sounding them out).

Children learn these words at their own pace, but to be able to learn them they need to see and say the words often. One day they might know a word quickly, the next day they might need some help with the word, lots of continued practice is the key to learning them. The words should be learnt through fun activities, if they can't remember a word it does not matter, they just need more time and more practice.

Look at the daily planning to see activities set for your child. Some other ideas that you could do might include:

Write the words out on small pieces of paper (starting with set 1) and read them with your child in a random order.

When your child can read words from one set, add in a few words from the next set. Keep adding new words to your set, encouraging your child to keep practicing words that they already know.

You can make this into a game by putting some of the word cards around a room / around the house. Ask your child to go on a treasure hunt to find the words and read them to you as they find them. Try to make it fun.

Put some of the words out around the home. Every time your child (and you) walk past the word, touch it and say it. If you do this your child will hear the word and will want to show you that they can read the word too.

Your child may have a particular set of words in their book bag, This will give you an idea of which words to start with, but remember, they still need to practice words from previous sets. Don't try to get your child to read all the sets at once, keep practicing known words and just add one or two new words at a time.

Remember make this FUN, they will remember more words if it is a game.

If they do not know all of the words now, do not worry, we keep learning them in year 1.

SET 1	the	I	can	my	a
	see	is	look	like	at

SET 2	and	to	said	come	we
	here	it	went	Mum	Dad

SET 3	have	he	she	with	you
	in	me	was	up	go

SET 4	of	they	his	but	all
	are	her	this	some	then

SET 5	do	no	so	into	him
	put	for	on	be	if

SET 6	what	by	as	one	there
	come	big	little	an	that

SET 7	had	out	when	down	not
	were	people	them	Mr	Mrs

SET 8	It's	very	just	about	saw
	make	don't	will	back	from

SET 9	oh	now	your	asked	got
	off	called	day	their	made