

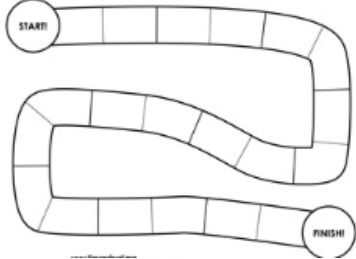




KS1 Easter projects and ideas

Activity	How to do it	Further ideas
<p>Make a rainbow poster to celebrate the hard work the NHS are doing.</p> 	<p>You could use colours, paints, finger prints or make a rainbow collage using different coloured paper you can find around your home.</p>	<p>Make a display of your artwork. You may want to put it on your window to show your support for the NHS.</p> <p>You could also draw pictures of all the other keyworkers that are helping us.</p> 
<p>Make a paper windmill</p> 		<p>Put the windmill outside your house. You could make different windmills of different colours and sizes.</p> <p>Monitor the windy days with your windmill.</p>
<p>Easter Egg Hunt</p> 	<p>You can have a treasure hunt around your home. Make a selection of clues to lead someone to an Easter treat.</p> 	<p>Your treasure hunt doesn't just need to be for Easter eggs, it could lead the way to a special toy or game that you want to play with someone.</p> <p>Make some easy clues and some harder clues.</p> <p>You could also make arrows on the ground with objects from around your home.</p> 
<p>Make a paper cup telephone</p> 	<p>You will need paper cups, an empty food can or empty yoghurt pots. You'll also need some string.</p> <ol style="list-style-type: none"> 1. Peirce a hole through the bottom of each cup. 2. Thread some string through each cup and tie a knot. 3. Stretch the string out so that you can talk into the pot. 4. Put the pot to your ear to hear the speaker. 	 <p>Send secret codes to each other.</p> <p>Tell each other jokes.</p> <p>Tell your partner a riddle, can they solve it?</p>

<p>Decorate an egg</p> 	<p>As spring is here, eggs represent new beginnings.</p> <p>Ask an adult to hard boil an egg. Wait until the egg is cool.</p> <p>Decorate the egg with felt tip pens.</p>	<p>You could make an egg family to represent your family.</p>  <p>If you have some seeds, you can fill the inside of the egg with cotton wool, place the seeds inside (cress seeds are great for this), water a tiny bit each day and watch the hair grow!</p>
<p>Make your own board game</p> 	<p>Select a theme for your game. E.g. animals, food, friendship etc.</p> <p>In each box, write in an activity that your friend needs to do if they land on that square.</p>	<p>Make your own dice and counters. Make sure your counters have a theme too!</p>  <p>Cut out a paper circle to make a spinning dice.</p>
<p>Easter Bonnet</p> 	<p>This is a challenging one!</p> <p>If you have some old boxes at home, see if you can create your own decorative hat!</p> <p>Be as creative as you like.</p>	<p>You could make a whole outfit from recycled materials!</p> <p>For example a newspaper jumper, cereal box trousers!</p> <p>Give a fashion show for your family!</p> <p>We'd love to see some photos!</p>
<p>Word games</p>	<p>Play the memory game – I packed my bag and in it I put.... Every person in the family adds one more item to the bag, see how many items you can remember.</p>	<p>You could also play eye spy.</p> <p>The name game – can you think of someone's name beginning with each letter of the alphabet?</p>
<p>Act of kindness</p>	<p>Remember to do an act of kindness each day:</p> <p>Lay the table, Tidy your room, Take turns with your siblings, Fold your clothes, Pick up litter, Say please and thank you.</p>	<p>Keep a record of your act of kindness.</p> <p>The teachers at Sparkenhoe would love to hear what you have been doing.</p>