







Year 1 English activities







Week 9 beginning 08/06/20

As well as these you should also do the Week 9 daily activities in Purple Mash

These are the suggested activities for each day of the week. If your child prefers to complete the activities on different days, that is also completely fine.

<u>Monday 8th</u>	<u>Challenge activities</u>
<p>Reading: Read for 20 minutes with a member of your household.</p> <p>Optional weekly audiobook: 'Kid Normal' by Greg James (https://stories.audible.com/start-listen).</p>	<p>A proper noun is a specific name for a particular person, place, or thing and is always capitalised.</p> <p>Can you find any proper nouns in the book you're reading? If there are none, can you create any that would work well in your book?</p> <p>For example, if your book said someone went to the park, could you give that park a name? Like Victoria Park.</p> <p>Try to find and/or create 5 - 10 proper nouns. Make sure they are capitalised.</p> <p>For more information on proper nouns, please see the link below: https://youtu.be/yuuyewH_cpI</p>

<u>Tuesday 9th</u>					<u>Challenge activities</u>
Phonics: /o_e/ Helpful link: https://youtu.be/VpTlpgU1fY					Extend your sentences by adding in the conjunction 'because'. Please revise the following sounds: ey (money, donkey, etc.) a_e (Kate, tape, pale, etc.)
Parent robots, child blends	Parent says the word, child robots	Read these words	Write these words	Write the sentences	
n-o-t-e (note)  b-o-n-e (bone)  s-t-o-n-e (stone) 	hope cone mole	a-l-o-n-e (alone)  s-m-o-k-e (smoke)  t-e-l-e-ph-o-n-e  (telephone)	joke globe alone	I am home alone. The note had a joke.	

<u>Wednesday 10th</u>					<u>Challenge activities</u>
Phonics: /u_e/ (makes the "you" sound): For <u>cube</u> : c-you-b not c-oo-b. Helpful link: https://youtu.be/DCSBI7Gz6jQ					Extend your sentences by including a conjunction of your choice (and, but, so). Please revise the following sounds: e_e (Pete, these, etc.) i_e (like, time, slide, etc.)
Parent robots, child blends	Parent says the word, child robots	Read these words	Write these words	Write the sentences	
c-u-b-e (cube)  t-u-b-e (tube)  h-u-g-e (huge) 	huge use mule	c-u-t-e (cute)  p-e-r-f-u-m-e  (perfume) e-x-c-u-s-e  (excuse)	cube mute perfume	The mule is cute. The tube is huge.	

Thursday 11th and Friday 12th Writing Task

Task	How to do it	Optional further ideas
<p>Rewrite the ending of a story you know</p> <p>This could be one of the stories we read in class (The Gingerbread Man, Lost and Found, Giraffes Can't Dance, etc.) or a library book or a book you have at home.</p> <p>You don't need to rewrite the whole story, only the ending. Your new ending should have at least 5 sentences. 2 of those sentences should include a conjunction.</p> <p>For more info on rewriting an ending: https://www.tes.com/teaching-resource/write-a-new-ending-to-a-traditional-tale-ppt-6100982</p> <p><u>Include the following features:</u></p> <ul style="list-style-type: none"> - Past tense (words ending with 'ed') - Conjunctions (and, so, but, because) - Adjectives (describing words) - Capital letters, finger spaces, full stops. 	<p>Decide on a story you want to change the ending to. Think about what exactly you want to change and make a list so you don't forget.</p> <p>For example: I'm going to change the ending to The Gingerbread Man.</p> <p>Things I want to change:</p> <ul style="list-style-type: none"> - The last animal - The setting - The Gingerbread Man getting eaten <p>Once you know what you want to change, you can begin writing. Remember, you're not making up a whole new story. You need to start your ending from a place in the book.</p> <p>The Gingerbread man was running away very fast from the old woman when he saw a unicorn at the beach. The white unicorn was big and had long golden hair and a glittery horn. The Gingerbread Man ran to the unicorn and asked for help. He climbed up onto the unicorn's back and the unicorn flew them far away.</p>	<p>Extend you ending by making it longer.</p> <p>If your new ending finished with the Gingerbread man getting eaten, tell me what happens next. How are the other animals that didn't eat him feel? Did they share?</p> <p>If your new ending finished with the Gingerbread Man getting away, tell me where he goes. Does he start a new life? Have a family? What happens to the old woman?</p> <p>The unicorn flew the Gingerbread Man to a far-away island that had a lot of green trees. On the island, there lived a little village filled with other Gingerbread men and woman. The Gingerbread man made a lot of new friends and never needed to worry about being eaten again. The End.</p>