

Year 1 Activities for other subjects


Choose as many activities from the list to do as you want. These can be completed over a number of days or longer. Email Mr Hiley or Miss Sylvester here if you have any questions or want to send work.

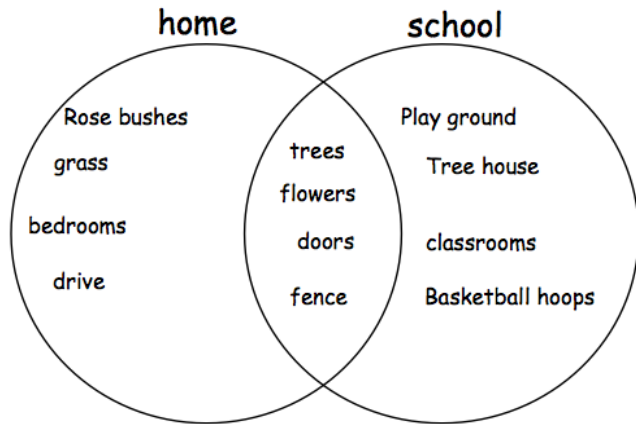

We would love to see your work and what you have been doing!

1p@sparkenhoe.leicester.sch.uk

1pb@sparkenhoe.leicester.sch.uk

Week 9 beginning 08.06.20

	SUBJECT	ACTIVITIES	Websites or APPS for computers, tablets or phones.
Monday	History	<p>Last week, you were given these different forms of transportation and asked to order them from oldest to newest.</p>  <p>Now, describe and list out some simple similarities and differences between them.</p>	<p>An animated history of different modes of transportation: https://youtu.be/FaLCQo8NJFA</p> <p>A video discussing different modes of transport: https://youtu.be/d0ySC2+zIZI</p>

		<p>For example, which have wheels? Which fly? Which are common today? Etc.</p>	
Tuesday	Geography	<p>Typically when we speak about geography, we look at both human and physical features.</p> <p>Human features are those that are manmade. Physical features are those that were created by nature.</p> <p>Create a Venn Diagram and compare physical and human geography features you have at home and those we have at school.</p> <p>Example:</p> <p style="text-align: center;"><u>Physical and Human Geography</u></p> 	 <p>Your Venn Diagram can be large like the one above or you can draw one in your book.</p> <p>A video discussing human and physical features: https://youtu.be/RkHsBvjcyRk</p>

Wednesday	RE	<p>Have a discussion with your parents or guardians about the festivals and celebrations that you or they take part in. Do you know the names of these festivals or celebrations?</p> <p>Can you think of any other festivals or celebrations that the people of Leicester take part in?</p> <p>Choose 1 to research. What are the celebrations about? What do people do to celebrate? Which religions do they come from?</p> <p>Can you find out:</p> <p>Where?</p> <p>How?</p> <p>Stories?</p> <p>Decorations used?</p> <p>Food eaten?</p> <p>Special songs or dances?</p> <p>Special words?</p> <p>People attending?</p> <p>You could do a mind map or a poster or leaflet to show what you found out.</p>	<p>Links to KS1 religious education: https://www.bbc.co.uk/bitesize/subjects/zxnygk7</p> <p>A list of festivals throughout the year: https://www.reonline.org.uk/festival-calendar/</p>
-----------	----	---	--

Thursday	PE	<p>Mr Story has been sending out some great challenges for you to complete. Take some time to complete the challenge.</p> <p>Once you complete the challenge, you can send your teachers an email telling us how you got on. You can then challenge us to do the challenge!</p>	<p>A link to various different PE activities you can do at home:</p> <p>https://www.pinterest.co.uk/search/pins/?rs=ac&len=2&q=pe%20ideas%20for%20homeschoolers&eq=pe%20idea&etslf=4939&term_meta[]=pe%20ideas%20for%20homeschoolers%7Cautocomplete%7C0</p>
Friday	Science	<p>Health and Safety - NEVER look directly at the Sun...But why?</p> <p>Have a discussion with a grownup and research why it's not good to look directly at the sun.</p> <p>Also, research and discuss some of the ways the sun can help us but also hurt us if we're not careful.</p> <p>What do we use to protect ourselves when it's hot and the sun is out? If we didn't have the sun, what do you think would happen to the planet?</p>	<p>A video about the sun:</p> <p>https://youtu.be/RzkJkEKV8Yk</p> <p>Tips for staying safe in the sun:</p> <p>https://www.bbc.co.uk/cbeebies/watch/sun-safety-for-kids</p> <p>A video about what the sun does for us and our planet:</p> <p>https://youtu.be/88QwgQYTKBI</p>