

**Year 2 Activities for other subjects**

Choose as many activities from the list to do as you want. These can be completed over a number of days or longer. **Email Mrs Christopher or Mrs Choudary**, if you have any questions or want to send work. We would love to see your work and what you have been doing!

[2sh@sparkenhoe.leicester.sch.uk](mailto:2sh@sparkenhoe.leicester.sch.uk) [2st@sparkenhoe.leicester.sch.uk](mailto:2st@sparkenhoe.leicester.sch.uk)

**Week 11**

	<b><u>SUBJECT</u></b>	<b><u>ACTIVITIES</u></b>	<b><u>Websites or APPS for computers, tablets or phones.</u></b>																											
<b>Monday 22nd June</b>	<b>Geography</b>	<p><b><u>Wonders of the World</u></b>                      Recap: Can you make a list of the 7 Wonders of the World?                      Can you record the country and the continent they are in?                      In your workbook make a table like this to record your knowledge of the 7 Modern Wonders of the World. One has been done for you.</p> <table border="1"> <thead> <tr> <th>Name of Wonder</th> <th>Country</th> <th>Continent</th> </tr> </thead> <tbody> <tr> <td>The Great Wall of China</td> <td>China</td> <td>Asia</td> </tr> <tr> <td></td> <td></td> <td></td> </tr> <tr> <td></td> <td></td> <td></td> </tr> <tr> <td></td> <td></td> <td></td> </tr> <tr> <td></td> <td></td> <td></td> </tr> <tr> <td></td> <td></td> <td></td> </tr> <tr> <td></td> <td></td> <td></td> </tr> <tr> <td></td> <td></td> <td></td> </tr> </tbody> </table>	Name of Wonder	Country	Continent	The Great Wall of China	China	Asia																						<p>Make a Wonders of the World zig zag book. Watch the following clip on how to make a zig zag book:  <a href="https://www.youtube.com/watch?v=21qi9ZcQVto">https://www.youtube.com/watch?v=21qi9ZcQVto</a></p> <p>On each page, name each Wonder of the World and write some key facts that you have learnt about that wonder. You could also draw some pictures of your wonder.</p> <p>Revise the continents of the world:  <a href="https://www.youtube.com/watch?v=K6DSMZ8b3LE">https://www.youtube.com/watch?v=K6DSMZ8b3LE</a></p> <p>Revise the oceans of the world:  <a href="https://www.youtube.com/watch?v=vfv7TF9RHbY">https://www.youtube.com/watch?v=vfv7TF9RHbY</a></p>
Name of Wonder	Country	Continent																												
The Great Wall of China	China	Asia																												

**Tuesday  
23rd  
June**

**D & T**

**Preparing and making food**

This week we would like you to have a go at making **pizza bread** inspired by the popular Italian meal.



**When preparing food, it's important that you have an adult with you. Remember to clean all surfaces that you are cooking on and only use sharp knives if an adult is supervising you.**

<p><b>Ingredients:</b> Bread / baguette, Tomato puree, Cheese, Peppers, Sweetcorn, Onions.</p>	<p><b>Step 1</b> Spread tomato puree on top of the bread.</p> <p><b>Step 2</b> Finely chop peppers and onions and sprinkle them on top of the tomato puree.</p> <p><b>Step 3</b> Grate some cheese and sprinkle the cheese over the tomato puree.</p> <p><b>Step 4</b> Put the pizza bread in to the grill until the cheese has melted.</p> <p><b>Step 5</b> Serve the pizza bread.</p>
--	---

Top tip: You may add any other pizza toppings of your choice.

Take a photo of your pizza bread and email it to your teacher, we'd love to see them.

Remember safety first, watch the clip with your parents on how to stay safe when preparing food:

[https://www.youtube.com/results?search\\_query=food+safety+kids](https://www.youtube.com/results?search_query=food+safety+kids)

Watch the clip for more ideas on how to make pizza bread:

<https://www.youtube.com/watch?v=imBQXmJa1Vw>

Make a poster on food safety. We'd love to see your poster. Email it to your teachers.

Wednesd  
ay  
24th





RE

**Places of Worship**

A **Synagogue** is a place where Jews meet to worship and pray to God.

In Hebrew, a synagogue is called Beit Knesset, which means, a "house of gathering".

Can you match the pictures to the correct description?



 <p><b>rabbi</b></p>	<p>A cap that covers the head, during prayer, eating and studying.</p>
 <p><b>Torah</b></p>	<p>A teacher of Jewish law.</p>
 <p><b>skull cap</b></p>	<p>Known as the shield of David, this is a well known symbol of Judaism.</p>
 <p><b>Star of David</b></p>	<p>The Five Books of Moses: Genesis, Exodus, Leviticus, Numbers and Deuteronomy.</p>

To learn more about the Synagogue, click here:  
<https://www.bbc.co.uk/bitesize/clips/z4mxfq8>

Can you use what you have learnt to label the places inside the Synagogue?

- Bimah**
- Siddur**
- Ark Torah Scrolls**
- External Light**
- Memorial boards**



<p><b>Thursday 25th</b></p>	<p><b>PE</b></p>	<p>Joe Wicks Complete the daily Joe Wicks Activity (9am - 9.30)</p> <div data-bbox="616 335 1220 710" style="border: 1px solid black; padding: 10px; text-align: center;"> <p><b>Hopping</b></p> <p>Hop around the circuit:</p> <ul style="list-style-type: none"> <li>• How many laps can you do?</li> <li>• How many hops can you do before you need to swap legs?</li> </ul>  </div>	<p>Watch the following clip on the importance of exercise: <a href="https://www.bbc.co.uk/bitesize/clips/z274d2p">https://www.bbc.co.uk/bitesize/clips/z274d2p</a></p> <p>Mr Story's weekly challenge</p> <p>Joe Wicks <a href="https://www.youtube.com/watch?v=Z42mwuX_Xj8">https://www.youtube.com/watch?v=Z42mwuX_Xj8</a></p>
<p><b>Friday 26th</b></p>	<p><b>Science</b></p>	<p><b><u>Bug Hotel</u></b></p> <p>Make a 'Hotel' for bugs and insects to come and live in. Ask a parent to help you cut the front off a milk carton or plastic bottle. Search for items that the bugs and insects might like to hide on (straws, twigs, stones, pine cones, grass, yoghurt pots and anything else you think they might like). Fill the bottle with the items to create the different rooms in the hotel.</p> 	<p>Watch the clip for further tips on making a bug hotel: <a href="https://www.youtube.com/watch?v=OexxoXo9uFk">https://www.youtube.com/watch?v=OexxoXo9uFk</a></p> <p>Keep the bug hotel in your garden, balcony or on your door step.</p> <p>Take some photos for us to see if you have any visitors in your hotel.</p>