


**Year 2 Activities for other subjects Week 8 Week beginning 1<sup>st</sup> June**

Choose as many activities from the list to do as you want. These can be completed over a number of days or longer. **Email Mrs Christopher or Mrs Choudary**, if you have any questions or want to send work. We would love to see your work and what you have been doing!

[2sh@sparkenhoe.leicester.sch.uk](mailto:2sh@sparkenhoe.leicester.sch.uk) [2st@sparkenhoe.leicester.sch.uk](mailto:2st@sparkenhoe.leicester.sch.uk)

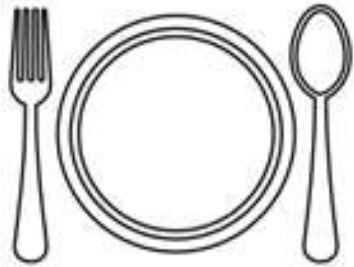
|                                   | <u>SUBJECT</u>   | <u>ACTIVITIES</u><br><u>Task 1 is if you do not have the internet.</u><br><u>Task 2 is if you do have the internet.</u><br><u>You do not have to do both tasks.</u>  | <u>Websites or APPS for computers, tablets or phones.</u>   |
|-----------------------------------|------------------|--|---|
| <b>Monday 1<sup>st</sup> June</b> | <b>Geography</b> | <p><u>The Wonders of the World</u></p> <p><u>Task 1</u> If you could create your own 'Wonderful' place, what would it be like? What would it look like? Where would it be? What is its purpose? What is it made from? Draw a picture of your imaginary 'Wonderful' place. Write 5 sentences to describe why it is so wonderful.</p> <p><u>Task 2</u> The Colosseum is one of the Modern Wonders of the World.<br/>If you have the internet, research the key facts about 'Colosseum' Use the same search engine 'Kidrex'.<br/>Find out the continent, country, when and why it was built, name the highest mountain and the longest river from that country.<br/>In your work books, record 6 facts about the Colosseum of the world.<br/>Draw a picture of the New Wonder of the World.</p> | <p>Purple mash activity:<br/>Search 'geography' and 'Maps', find the 'Europe countries' and 'European Capital cities' activity. Save your work for your teacher to see.</p>  |

**Tuesday**  
**2<sup>nd</sup> June**

**D & T**

**Colosseum** is a Wonder of the World and it is located in **Italy** - We are going to explore foods from Italy.

Task 1 Traditional ingredients in Italy are pasta, tomatoes, bread, olive oil, cheese and vegetables. Can you draw a healthy plate using some of these ingredients from Italy?





Task 2 Do some research and discuss with your families the traditional dishes from Italy. In your workbook, make a list of popular dishes from Italy. Can you list the ingredients? Can you draw a labelled picture of your Italian dish?

Purple mash activity:  
Search 'Pizza' and create your own topping pizza .....



Save your work for the teachers to see.

|   |                         |   |  |
|---|-------------------------|---|--|
| <p><b>Wednesday</b><br/>3<sup>rd</sup> June</p> | <p><b>Science</b></p>   | <p>A quiz to see how much you have learnt about the habitats (see below for the quiz questions). Write your answers into your workbook.</p>   | <p>Have a go at the quiz, click the link:<br/><a href="https://www.educationquizzes.com/ks1/science/living-things-animal-habitats/">https://www.educationquizzes.com/ks1/science/living-things-animal-habitats/</a></p>                                      |
| <p><b>Thursday</b><br/>4<sup>th</sup> June</p>  | <p><b>Music</b></p>     | <p>Draw a simple musical sequence using a variety of different instruments.</p>  <p>Think about the order you would like each instrument to be played.</p>  | <p>Purple mash 2 sequence. Plan out your own musical sequence. Start with 8 quavers, extend your music talent to 16 quavers. Save your work for your teacher to see.</p>  |
| <p><b>Friday</b><br/>5<sup>th</sup> June</p>    | <p><b>Computing</b></p> | <p><u>We are Researchers:</u><br/>Use the safe search engine Kidrex on the internet, to research facts about the Queen of England. Create a short fact file about her life. Include Date of birth, family, time on the throne, interests and hobbies. Write your research facts into your workbook.</p> | <p>Purple mash - search for the 'Queen'</p> <p>Create your own mashcam for a royalty. Write in the speech bubble something a royal family member might say.</p>  |

**Round 1: Picture round**

The following animals were all mentioned in this week's session.

**Q Can you name them?**



1



2



3



4



5

**DID YOU KNOW?**  
Centipedes have one pair of legs per body segment, while millipedes have two pairs.

**Q Can you guess which habitat is being described?**

11 This habitat has lots of trees.

.....

12 This habitat is very hot. You might see sand dunes there.

.....

13 This habitat contains lots of water. The water isn't moving.

.....

14 This habitat is very cold. There is lots of snow and ice.

.....

15 You might go here on holiday. There are sometimes rockpools here.

.....