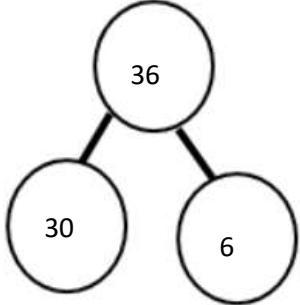


Maths activities Year 2 Week 8 beginning 01.06.2020

As well as these you can also do the Week 8 daily activities in Purple Mash, practise your times tables on TT Rockstars and complete daily lessons on MyMaths.

<u>Monday 1st</u>	<u>Challenge activities</u>
<p>Maths: The number 36. Find as many ways as you can to make this number using this part whole model. (minimum 10)</p>  <p>Write them in your workbook and email it to your teachers.</p>	<p>Write number families up to 45 e.g. $40 + 5 = 45$ $5 + 40 = 45$ $45 - 5 = 40$ $45 - 40 = 5$ Can you find 10 number families? Write them into your workbook</p>

<u>Tuesday 2nd</u>	<u>Challenge activities</u>
<p>Maths: Write the 2 times table Write the 5 times table Write the 10 times table</p>	<p>Use the times tables to help you to solve these questions $12 \div 2 =$ $20 \div 2 =$ $18 \div 2 =$ $35 \div 5 =$ $45 \div 5 =$ $55 \div 5 =$ $80 \div 10 =$ $50 \div 10 =$ $90 \div 10 =$ Copy the number sentences in your workbook and email to your teachers.</p>

Wednesday 3rd

Challenge activities

Maths: Time O'clock

When the long hand (minute hand) points to the 12, we call this

O'clock.



What time is it?

In your workbook draw 6 clock faces. Example: 10 o'clock

Draw these times on the clocks?

6 o'clock, 11 o'clock, 4 o'clock and 7 o'clock

Tip: You can use the clock faces below to help you if you need to

Watch the clip to learn about o'clock:

<https://www.youtube.com/watch?v=rWdN81cuqG8>


Use this website to play with changing time on the clock

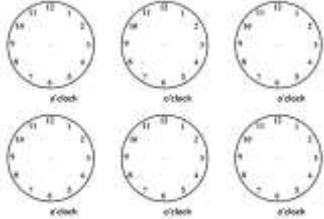
<https://www.topmarks.co.uk/time/teaching-clock>

[Look around your home for items to make a clock face. You could use Lego, cutlery, sticks from the garden or a plate for the clock face.](#)

[Send us some photographs of the clock faces you make.](#)



<u>Thursday 4th</u>	<u>Challenge activities</u>
<p>Maths: Time half past</p>  <p>What do you notice about the minute hand and the hour hand? Write your answers in your workbook.</p> <p>In your workbook draw 4 clock faces. Example: half past 10 Draw these times on the clocks? Half past 4, half past 2, half past 8 and half past 3</p>	<p>Watch the clip to learn about half past: https://www.youtube.com/watch?v=rQUU85Sew7o</p> <p>Use this website to play with changing time on the clock to half past https://www.topmarks.co.uk/time/teaching-clock</p> <p>Play what's time Mr Wolf on purple mash. In the search type half past Remember to save your work.</p>

<u>Friday 5th</u>	<u>Challenge activities</u>
<p>Maths: In your workbook draw 8 clock faces, you can use the clock faces below to help if you need to.</p> <p>Draw these times on the clocks? 5 o'clock, 7 o'clock, 12 o'clock, 11 o'clock, half past 4, half past 2, half past 8 and half past 3.</p> <p>Remember - The long hand is the minute hand Remember - The short hand is the hour hand</p>	<p>Create a timeline on a clock face of your Example: 8 o'clock wake up Half past 8 - I eat my breakfast</p> <p>Complete the Time activity on MyMaths.</p> 

Access any other apps and websites you feel are appropriate for your child.

