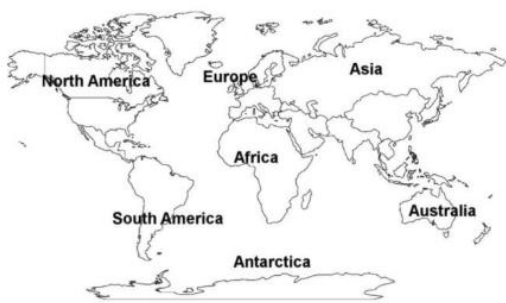



Year 2 Activities for other subjects

Choose as many activities from the list to do as you want. These can be completed over a number of days or longer. **Email Mrs Christopher or Mrs Choudary**, if you have any questions or want to send work. We would love to see your work and what you have been doing!

2sh@sparkenhoe.leicester.sch.uk 2st@sparkenhoe.leicester.sch.uk

Week 9.

| | <u>SUBJECT</u> | <u>ACTIVITIES</u> | <u>Websites or APPS for computers, tablets or phones.</u> |
|---------------------------------------|-----------------------|---|--|
| Monday 8th June | Geography | <p><u>Wonders of the World</u> If you could travel around the world and explore new 'Wonderful Places'. Which continents would you visit? Which countries would you visit and what sights would you want to see?</p> <p>Plot your journey on the world map. Show where you will start and finish and all the list places you will visit.</p> <p>Select 3 continents you would visit and 3 cities in those continents. Record them in your workbook. See below for a larger map.</p>  <p>Can you plot any of the 7 Modern Wonders of the World on the map?</p> | <p>Research the key facts about the wonder 'Chichen Itza' in Mexico. Use the save search engine 'Kidrex'. Find out the continent, country, when and why it was built, name the highest mountain and the longest river from that country.</p> <p>In your work books, record 6 facts about Chichen Itza and draw a picture.</p> <p>Purple mash activity: Search 'geography' and 'country Fact files' find the Mexico Fact file. Imagine you're planning a trip to Mexico. Find facts about the country. Save your work for your teacher to see.</p>  <p>Revise the continents of the world: https://www.youtube.com/watch?v=K6DSMZ8b3LE Revise the oceans of the world: https://www.youtube.com/watch?v=vfv7TF9RHbY</p> |

Tuesday
9th
June

D & T

We are going to explore foods from **Mexico**.

Traditional ingredients in Mexico are **sweetcorn, avocado, beans, chillies, tortillas, chicken, cheese and tomatoes**. Can you draw a traditional healthy plate using some of the ingredients from Mexico?




Do some research and discuss the traditional dishes from Mexico with your families. In your workbook, make a list of popular dishes from Mexico. Can you list the ingredients?

Watch the clip on food needed for the human body:
<https://www.bbc.co.uk/bitesize/clips/z43hfg8>

Have a go at the eat well guide challenge. Can you match the correct foods into the correct food groups?

<http://fss-eatwellguide.scot/#>




Wednesday
10th

RE

The Creation Story
Create a picture board or write an explanation showing how God created the world.




| Day 1 | Day 2 | Day 3 | Day 4 | Day 5 | Day 6 | Day 7 |
|-------|-------|-------|-------|-------|-------|-------|
| | | | | | | |

Example:



Watch the following clip of the creation story
<https://www.youtube.com/watch?v=teu7BCZTgDs>

Do you know any other religious stories of how God created the world? Write the story in your own words.

| <p>Thursday 11th</p> | <p>PE</p> | <p>Joe Wicks Complete the daily Joe Wicks Activity (9am - 9.30)</p> <p>Bunny Jumps - Can you do 10 bunny jumps? How far can you travel? How high can you jump?</p>  | <p>Watch the following clip on the importance of exercise: https://www.bbc.co.uk/bitesize/clips/z274d2p</p> <p>Mr Story's weekly challenge</p> <p>Joe Wicks https://www.youtube.com/watch?v=Z42mwuX_Xj8</p> | | | | | | | | | | | | |
|--|-----------------------|---|--|--------|-----------|-------------|--------|-----------|--|--|--|--|--|--|---|
| <p>Friday 12th</p> | <p>Science</p> | <p>Today you're going to go into your garden or outdoor space and see how many different mini beasts you can find. Look out for worms, butterflies, snails, slugs and ladybirds. Keep a tally of the mini beasts you find.</p> <table border="1" data-bbox="443 863 1330 983"> <thead> <tr> <th>worms</th> <th>slugs</th> <th>ladybirds</th> <th>butterflies</th> <th>snails</th> <th>Any other</th> </tr> </thead> <tbody> <tr> <td> </td> <td> </td> <td> </td> <td> </td> <td> </td> <td> </td> </tr> </tbody> </table> <p>Draw the table above in your workbook.</p> <p>Example tally  = 5 mini beasts</p> | worms | slugs | ladybirds | butterflies | snails | Any other | | | | | | | <p>Watch this video clip about mini beasts in our garden. https://www.youtube.com/watch?v=xzr2au_WRQs</p> <p>This may help you with where to look for the mini beast.</p>  <p>Click the link to learn more about making tally charts: https://www.youtube.com/watch?v=6L2ch1esFGA</p> |
| worms | slugs | ladybirds | butterflies | snails | Any other | | | | | | | | | | |
| | | | | | | | | | | | | | | | |

