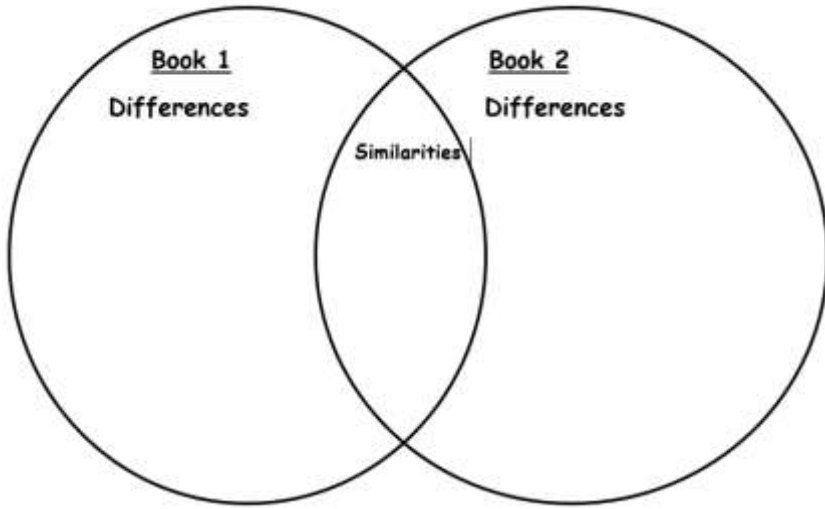


Year 2 English activities Week 12 beginning 29.6.2020

As well as these you should also do the Week 12 daily activities in Purple Mash

These are the suggested activities for each day of the week. If your child prefers to complete the activities on different days, that is also completely fine.




<u>Monday 29th June</u>	<u>Challenge activities</u>
<p>Reading: Read a book for 15 minutes to somebody in your home. Retell the story in your own words. Make sure you remember the main points from the story.</p>	<p>Choose a book from Oxford Owl (you will need to register with this site but it is free. Click on browse the eBook library) https://www.oxfordowl.co.uk/</p> <p>Compare two books of your choice. Describe what is similar and different about them. Draw the Venn diagram into your workbook to present the comparisons.</p>  <p>Read: Chapter seven 'The Safari Park'. Can you answer the discussion questions? https://www.roythezebra.com/guided-reading-story.html</p>

<u>Tuesday 30th June</u>	<u>Challenge activities</u>				
<p>Spelling: <u>Silent Letters</u> Silent letters are letters that can't be heard when the word is spoken. Underline the silent letters in these words:</p> <p style="text-align: center;">know knew gnome gnat</p> <p>Draw the grid into your workbook and write 5 more words that have a silent k and a silent g.</p> <table border="1" data-bbox="109 624 1140 708"> <tr> <td>Silent k</td><td></td></tr> <tr> <td>Silent g</td><td></td></tr> </table>	Silent k		Silent g		<p>Now write each word into a sentence that makes sense. Can you extend your sentences with 'and' or 'because'?</p> <p>Click on the link to learn more about silent letters and complete the quiz: https://www.bbc.co.uk/bitesize/topics/zcgv39q/articles/zy4fdxs</p>
Silent k					
Silent g					

<u>Wednesday 1st July</u>	<u>Challenge activities</u>
<p>Grammar: <u>Sentence Types</u></p> <p>Exclamations You can use an exclamation mark ! to show when your sentence is saying something surprising or with force:</p> <p>Example: Ouch! That really hurt!</p> <p>In your workbook, write 5 exclamations.</p> <p>Example: It's so hot! What a lovely day!</p>	<p>Click on the link to learn more about exclamations: https://www.bbc.co.uk/bitesize/topics/zrqqtfr/articles/zqbjy4j</p> <p>Look at the sentence examples on the link. Write the sentences into your workbook and include the correct punctuation at the end of each sentence (.!?)</p> <p>http://teach.files.bbci.co.uk/skillswise/en29punc-e3-w-adding-basic-punctuation.pdf</p>

Thursday and Friday Writing Task

2nd and 3rd July

Task	How to do it	Optional further ideas
<p><u>Character Description</u></p> <p>Describe a dragon</p>  <p><u>Features of a Character Description</u></p> <p>Capital letters, finger spaces and full stops</p> <p>Adjectives</p> <p>Similes</p> <p>Conjunctions (so, if, when)</p> <p>Describe appearance and personality</p>	<p>Listen to the story 'Tell me a Dragon' by Jackie Morris: https://www.youtube.com/watch?v=MAdG102siOU</p> <p>Step 1 Draw a dragon of your choice and describe it's features like this:</p>  <p>Step 2 Think about the wings, eyes, tail and consider what type of dragon they are (dangerous, kind, helpful, fiery etc.)</p> <p>Step 3 Write a minimum of 5 sentences to describe your dragon.</p> <p>Example: <i>My dragon has huge, wide wings that swoop over rooftops, His eyes are as red as a juicy tomato, The long winding tail has sharp spiky prickles, His fiery breath can burn a thousand trees in one go! My dragon can be dangerous if he wakes up in a bad mood.</i></p>	<p>Type 'Dragon and Knight' into the search bar in Purple Mash. Design your own dragon. Here's mine:</p>  <p>You could make a voice recording of you reading your character description and email it to your teachers.</p> <div data-bbox="1713 1117 2083 1436"> <p>We'd love to hear your character description</p> </div>