

Maths activities Year 2 Week 12 beginning 29/06/2020

As well as these you can also do the Week 12 daily activities in Purple Mash, practise your times tables on TT Rockstars and complete daily lessons on MyMaths.

<u>Monday 29th June</u>						<u>Challenge activities</u>
Maths: Addition Add the following numbers. Remember to add the ones first and then the tens:						Watch this clip to learn more about adding 2 - digit numbers: https://www.youtube.com/watch?v=xAf-rCJ6VEc Can you create some of your own 2 - digit number additions to complete? Write the rules
T O 3 4 2 3 +	T O 2 1 4 2 +	T O 4 6 5 3 +	T O 1 3 1 2 +	T O 2 6 4 3 +	T O 1 5 3 3 +	

<u>Tuesday 30th June</u>						<u>Challenge activities</u>
Maths: Subtraction Subtract the following numbers. Remember to subtract the ones first and then the tens:						Watch the following clip to learn more about subtracting 2 - digit numbers: https://www.youtube.com/watch?v=iK1CqC3UQnQ Can you create some of your own 2 - digit number subtractions to complete? Write the rules
T O 3 8 1 2 -	T O 2 9 1 3 -	T O 4 7 2 2 -	T O 1 6 1 2 -	T O 2 6 1 2 -	T O 1 8 0 3 -	

Email Mrs Christopher or Mrs Choudary if you have any questions or want to send work. .

2sh@sparkenhoe.leicester.sch.uk 2st@sparkenhoe.leicester.sch.uk

Wednesday 1st July

Maths:

Times tables

Draw the times table grid into your workbook. Fill in the spaces with the times tables. Two have been done for you:

X	5	6	7
2	10		
5			
10			70

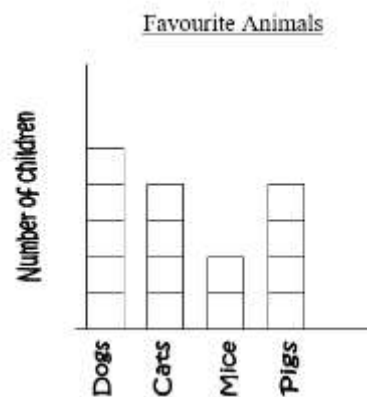
Challenge activities

Watch the following clips on multiplication:

<https://whiterosemaths.com/homelearning/year-2/>

Thursday 2nd July

Maths: **Bar Graphs**



Which is the favourite animal?

Which is the least popular?

2 more children like pigs ...

3 more children like cats - can you change the graph?

Which is the most popular animal now?

Challenge activities

Click on the link to learn more about bar graphs:







<https://www.youtube.com/watch?v=oYXmY5axC2I>

Type 2graph onto the search bar on purple mash. Create your own bar graph about your family members (their favourite colours) and save it for your teachers to see.

Friday 3rd July

Maths: Data Handling

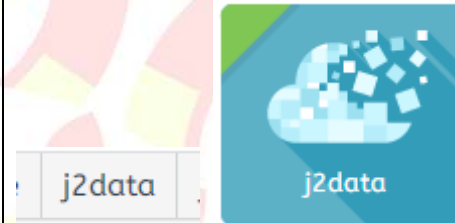
Look at the pictogram. Use the information to create your own bar graph. Use the template below.

Circus Apparatus		How many are there?
Juggling balls		9
Unicycles		6
Clowns		8
Candy floss bags		13
Tickets		4
Acrobats		5

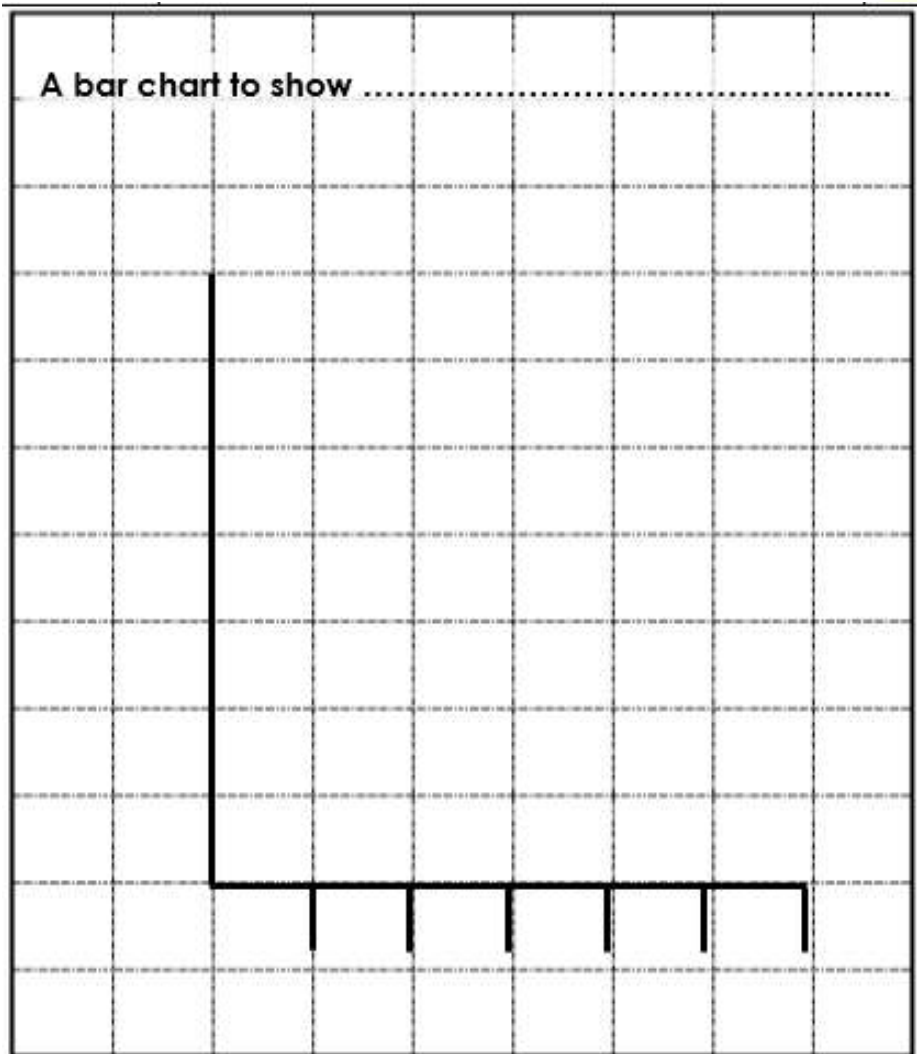
Challenge activities

Log on to J2 launch.

Find J2data along the top toolbar:



Create a pictogram or bar chart of your choice. Create some questions to go with your graph. Challenge your teachers to answer the questions.



Access any other apps and websites you feel are appropriate for your child.