

Year 3 Activities for other subjects

Choose as many activities from the list to do as you want. These can be completed over a number of days or longer. Email Mrs Johal, Mr Cooper or Mrs Andrews if you have any questions or want to send work. We would love to see your work and what you have been doing!

3o@sparkenhoe.leicester.sch.uk

3a@sparkenhoe.leicester.sch.uk

Week 10

Monday 15th	Art	<p><u>Pablo Picasso and cubism</u> Find out about Pablo Picasso the artist and create a simple fact file. You can use the following website or look at the attached information that I have added at the bottom of this plan: https://www.coolkidfacts.com/pablo-picasso/</p> <p>You may want to have headings for your fact file or write 10 interesting facts about him. Add a picture of Picasso too.</p>	Purple Mash - Topics - Robots https://www.coolkidfacts.com/pablo-picasso/
---	-----	--	--



<p>Tuesday 16th</p>	<p>D & T</p>	<p>Here are some examples of Picasso's art work. Describe his pictures. Think about colours and shapes. What do you like or dislike about them?</p> 	<p>https://www.youtube.com/watch?v=PRT71Hx3v-k</p>
<p>Wednesday 17th</p>	<p>Science (Light)</p>	<p>Use your Choosing a Material Activity Sheet to draw your chosen material on the book bag in the place you think it should go, and label it. Write an explanation to the Brilliant Bag Company so they know why you have chosen this material.</p> <p>You may want to use the words below for ideas.</p> 	<p>BBC Bite Size https://www.bbc.co.uk/bitesize/articles/zjx6v4 https://www.bbc.co.uk/bitesize/articles/zjx6v4</p> <p>Purple Mash - Science - Light and dark</p>

<p>Thursday 18th</p>	<p>Music</p>	<p>Pulse and rhythm Pulse is a steady beat like a ticking clock or your heartbeat. Rhythm is the pattern of long and short sounds that fit with the pulse as you move through the song. You don't need instruments to make music. You can start making music by creating a simple pulse. A pulse can be made with claps or taps. Once you have a pulse you can start adding rhythms to make the music more interesting. Use the different parts of your body to make a sound.</p>	<p>BBC Bite Size https://www.bbc.co.uk/bitesize/articles/z6mmxyc Purple Mash - Tools - Music and Sound</p>
<p>Friday 19th</p>	<p>Computing</p>	<p>Create a mat for your robot and give it commands to get to certain places. You could use the following example or make your own! <u>Commands:</u> forwards, backwards, turn left, turn right, stop Make sure you have a starting position for your robot.</p>	<p>https://www.terrapiologo.com/emu/beebot.html https://www.j2e.com/ - J2code</p>



Pablo Picasso

Picasso was certainly a very famous painter indeed, and he may be the first name you think of when someone mentions the word 'artist'! Here are some amazing and fun facts about this great artist.

The Number of Words in Picasso's Name

Best you sit down for this. Picasso has 23 words in his name! Picasso was baptized Pablo Diego José Francisco de Paula Juan Nepomuceno María de los Remedios Cipriano de la Santísima Trinidad Mártir Patricio Clito Ruíz y Picasso.

He was named after various saints and relatives. The "Picasso" is actually from his mother, Maria Picasso y Lopez. His father is named Jose Ruiz Blasco.

Now that sure is a long name, at least we only have to call him Picasso!

Picasso Nearly Died at Birth

Picasso had such a difficult birth and was a very weak baby.

His uncle, who was a doctor named Don Salvador, was the one who saved him. Wow, lucky for him. Imagine us not ever knowing who Picasso was?

What was Picasso's First Word?

If you ask your parents what your first words were, they will probably say either 'mama' or 'dada', but Picasso's first word, being the great artist that he was, was "piz".

It is short for "lapis" the Spanish word for pencil.

When Did Picasso Start Learning about Art?

Picasso's dad, Ruiz, decided to start teaching him art at the young age of 7.

However, by the time Picasso was 13 years old, his dad decided to give up painting for good as he thought that Picasso was a far better painter than he was.

When Did Pablo Picasso Paint His First Painting?

Amazingly, at the young age of 9 Picasso completed his first painting which was called *Le picador*, which was a man riding a horse in a bullfight.

His first major painting, which was an 'academic' work was *First Communion*, which was a portrait of his father, mother, and younger sister kneeling before an altar. Picasso was 15 when he finished it.

He sure was ahead of his time.

How Did Picasso Do at School?

Well, let's put it this way, he was called a "terrible student" and always landed up in detention.

Even though he was a brilliant artist, he did not like being told what to do and didn't follow the rules, which meant detention for him all the time!

He clearly didn't enjoy school too much!

What was Picasso's First Job?

Picasso signed his first contract in Paris with art dealer by the name of Pere Menach.

He agreed to pay Picasso 150 Francs per month, which is about the equivalent of US\$750 today.

Did Picasso Steal the Mona Lisa?

Did you know that there were rumours that Picasso stole the Mona Lisa? Well there certainly were.

However he didn't, but in 1911, when the Mona Lisa was stolen from the Louvre, the police took in Picasso's friend, the poet Guillaume Apollinaire.

Apollinaire ratted out Picasso as a suspect, so the police hauled him in for questioning. Both were later released and weren't guilty of the crime.

Cubism

In 1909, Picasso and French artist Georges Braque co-founded an art movement known as cubism.

Actually, it was a French art critic Louis Vauxcelles who first called it "bizarre cubiques" or *cubism*, after noticing that Picasso and Braque's paintings were all "full of little cubes."

Who Were Some of Picasso's Greatest Friends?

He certainly moved around in famous circles as he was great friends with another very famous painter by the name of Marc Chagall.

Also, he named Paul Cezanne as his one and only master.



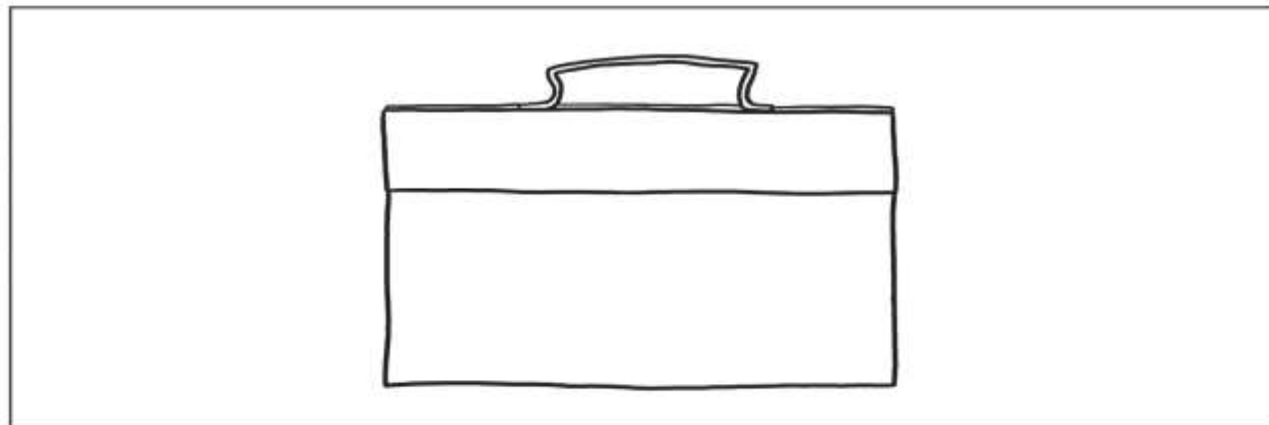
Choosing a Material

Empty rounded rectangular box with a pair of glasses icon on the right side.

You should now know which material is best for the Brilliant Bag Company to use as the reflective strip on their new book bag.

Draw your chosen material where you think the reflective strip should be on the book bag below.

Remember to label it to show which material you have chosen!

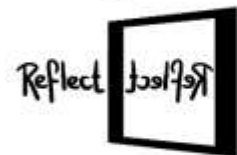


I chose this material because when I tested it, the light from the torch _____

This material feels _____

It looks _____

You may want to use the words below for ideas.



reflected



shone



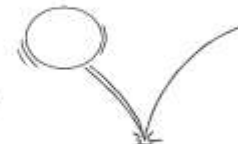
smooth



shiny



bright



bounce

