


Year 3 English activities (Week beginning 18th May)

As well as these you can also do the Week 7 daily activities in Purple Mash

These are the suggested activities for each day of the week. If your child prefers to complete the activities on different days, that is also completely fine.

<u>Monday 18th</u>	<u>Challenge activities</u>
<p>Reading: Read AR (or any other) book for 20 minutes.</p> <p>(Choose a book from openlibrary.org or read the book you chose from purple mash).</p> <p>OR choose a book from Oxford Owl (you will need to register with this site but it is free. Click on browse the eBook library) https://www.oxfordowl.co.uk/</p>	<p>ILT visualise Choose a page or two from the book you are reading to complete this activity.</p> <p>Draw a picture that you build in your head whilst you are reading. The picture may be different than the one in your reading book. You can even add thought bubbles!</p> 
<u>Tuesday 19th</u>	<u>Challenge activities</u>
<p>Spelling: Practise spelling these words which make an /u/ sound but are spelt -ou</p> <p>You can use any strategy to help you remember the following word:</p> <p>trouble countryside touch rough young</p>	<p>Write each of these words in their own exciting sentence.</p> <p>Extra Challenging: Create sentences which use more than one of the words in each sentence. Can you use all of the words in a sentence?</p>

Wednesday 20th

Challenge activities

Grammar: ILT identify nouns



A noun is an object, a place or a name. Remember names of places and people always begin with a capital letter. Find at least 10 nouns in a book that you have read or look around your house and write them down.

Write at least 10 interesting sentences using the nouns that you have found. Make sure some of your sentences use conjunctions.

My favourite animal is a sheep because they are adorable.

<https://www.bbc.co.uk/bitesize/articles/zjrdwty>

Thursday 21st and Friday 22nd Writing Task

Task	How to do it	Optional further ideas
<p>Calligrams- poetry</p> <p>Write a calligram about something of your choice - Similar to the ones that we did in school.</p>  <p><u>Include the following features:</u></p> <ul style="list-style-type: none"> • follow an outline • free verse (not rhyming) • words of different sizes (stretched or squashed or distorted to show their meaning). • Remember the shape of the calligram represents the topic, 	<p>Plan and draw some ideas before you begin. Think about possible themes. It could be a rainbow or something like a robot linked to our current topic.</p>  <p>Decide whether you want to follow an outline or fill in a shape.</p> <p>Think about words that you may want stretched or of different sizes to express meaning and emotion.</p> <p>Practise a few times and edit.</p> <p>Have a go at writing your calligram. You may even write two!</p> <p><i>This is a great video example of how to write a calligram</i> https://www.youtube.com/watch?v=YWBTUfZJ8ps</p>	<p>Record yourself (or get someone to record you) reading your calligram. Remember when reading your poem aloud to use your voice, face and body language to show expression.</p> <p>You could publish your calligram in your book or online on purple mash - you could even add colour to your calligram.</p>