



Year 4 Half Term Activities

Choose as many activities from the list to do as you want. These can be completed over a number of days or longer. Email **Mrs Adam** at 4s@sparkenhoe.leicester.sch.uk or **Mr Naylor** at 4k@sparkenhoe.leicester.sch.uk if you have any questions or want to send work. We would love to see your work and what you have been doing!

Activity	How to do it	Further ideas
<p>Make a monster game</p> <p>Create a game which you can play with people in your house. Could you also make a castle or a palace out of recycled toilet roll/ kitchen roll tubes?</p> 	<p>What you'll need: tissue box/cardboard box, tissue paper, paper, foil, paint, glue</p> <p>What you do:</p> <ol style="list-style-type: none"> 1. If you are using a tissue box there will be a hole ready, if not, ask an adult to help you with cutting an entrance. Colour the box, either with coloured paper or using pencils/paint. 2. Now you can draw some scary eyes, eyebrows and spikes etc on paper, cut out and stick to the box. 3. Scrunch up foil and cover in white tissue paper. Colour to make them look like eyeballs! 4. Can you throw the eyeballs into the monster's mouth to feed it? Create a game out of it with your family members! <p>Can you make your monster look like Medusa from the Ancient Greek Myths?</p>	<p>Kitchen/toilet roll castle.</p> <p>Using toilet roll/kitchen roll tubes, have a go at making a castle/ Princess palace.</p> <ol style="list-style-type: none"> 1. Cut the kitchen/ toilet roll to different heights, or stick some together to make them taller. 2. You can make turrets from snipping out squares in the top. 3. You can make the top of towers by rolling paper / cardboard into a cone shape. 4. Draw on windows and doors. Can you remember how to draw brickwork from Inky Fingers? 

Home cooking



Yoghurt cakes

You'll need: yoghurt, berries, cupcake cases, muffin tray

1. First place pop cupcake cases into the sections of a muffin tin.
2. Then you dollop the yoghurt into the cases.
3. Now you pop in the berries and press them into the yoghurt.
4. Put them in the freezer until they set (about 3 hours).

Frozen bananas

You'll need: banana, chocolate (to melt), mini flat kebab sticks, baking tray, baking paper

1. Melt the chocolate by putting it in a microwavable bowl and blasting for 10 seconds at a time, stirring in between. **4K** might remember what happens when you leave chocolate in the microwave for too long!
2. Meanwhile, break the bananas in half with your hands and stick each half on a kebab stick.
3. Now they dip the bananas in the chocolate. You can dip them in additional toppings at this stage, like chopped nuts, sprinkles or coconut.

Rainbow pancakes.

Pancakes are delicious all year round, plus it is a good way for you to practise measuring and timing.

If you have food colouring in your kitchen, why not try making some rainbow pancakes?



Here is a link to help with rainbow pancakes:

<https://www.bbcgoodfood.com/recipes/rainbow-pancakes>

Here is a simpler version of a pancake recipe:

<https://www.bbc.co.uk/cbeebies/makes/pancake-recipe>



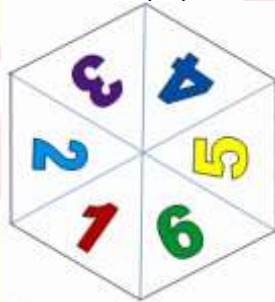
	<p>4. Then lie on a baking tray and freeze.</p>	
<p>Finger puppets</p> <p>Can you create your own theatre performance using puppets?</p>  	<p>You can choose to either use an origami technique or a cut and stick technique. Here you will find instructions on how to make origami finger puppets: https://origami.guide/origami-toys/origami-animal-finger-puppets/ This will show you how to make larger finger puppets by cutting holes in designs for your fingers: https://www.youtube.com/watch?v=9kt_iBqXIOW If you have a printer at home, this link will allow you to use templates to cut around: https://www.auntannie.com/Puppets/ConeFinger/ If you can, take photos or try and film a small production. We would love to see what you create!</p>	<p>Sock or shadow puppets.</p> <p>For a take on this idea, if you don't have access to some of the craft items, is to create either shadow or sock puppets! Here are two links which give some great examples on how to create shadow puppets using only your hand. https://www.youtube.com/watch?v=Kz8wP2RYy64 https://www.youtube.com/watch?v=Uv-MdaBfk8U</p>

Board game

Create a board game for you to play with someone at home.



1. Choose a theme (adventure, movies, books, landmarks, geography, history etc)
2. Decide on the basic rules. How do you win? What challenges/obstacles might you face?
3. Draw your own board out on cardboard or paper. You could create cards that players need to pick up as they go around the board too.
4. Create your game pieces. These could be things you can find around the home; a piece of pasta, a button, a coin etc if you didn't want to make your own.
5. Create a dice (stick some numbers on to a cube shaped object) or a spinner using a pencil and paper.



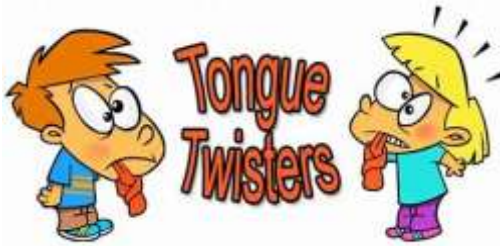
Use the link below to print a template of a dice:
<https://team-cartwright.com/how-to-make-paper-dice/>

Search 'how to make a board game' using the KIDREX search engine. There are lots of ideas on the internet.

Decorate your board game to make it appeal to others.
You could create a 'Leaderboard' and write down the winner's name every time you play. Who will be at the top?

Tongue twister

Create a tongue twister!



You can create your own alliterative tongue twister by following these steps:

1. Pick a consonant.
2. Write down as many words as you can think of that start with that letter. The more alike they sound, the better.
3. Make up a sentence that uses as many of your words as possible.

For example, let's say we use the letter "p." Here are some words that start with "p":

- Peter
- Potter
- Poodle
- Peanut butter

You could string these together like this:

Peter Potter put a poodle in his peanut butter.

Now it's your turn. Pick a letter and see if you can think of a bunch of similar sounding words that you can string together into a sentence. Try this with several different letters and see which one is the hardest to say.

Why not create a tongue twister poem?

E.g

Peter Piper picked a peck of pickled peppers. A peck of pickled peppers Peter Piper picked. If Peter Piper picked a peck of pickled peppers, Where's the peck of pickled peppers Peter Piper picked?

Try saying these:

<https://www.youtube.com/watch?v=bVKYCNg9tak>

This link below has thousands of tongue twisters, in many different languages too!

<https://ivypanda.com/tongue-twisters>

This link has 30+ HARD tongue twisters. Can you say any of them? How quickly can you say them?

<https://www.everythingmom.com/activities/50-tongue-twisters-for-family-fun>