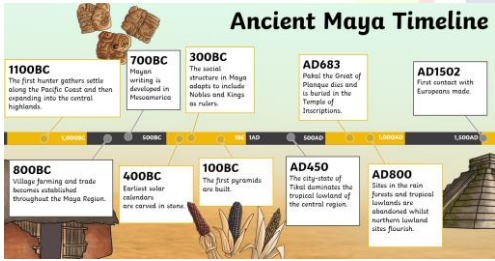
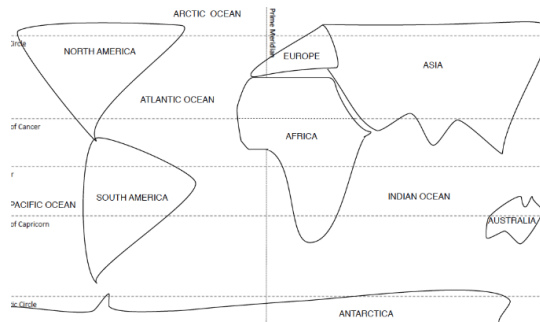


Other activities for other subjects

Choose as many activities from the list to do as you want. These can be completed over a number of days or longer.

<u>SUBJECT</u>	<u>ACTIVITIES</u>	<u>Websites or APPS for computers, tablets or phones.</u>
<p>Topic - History</p>  <p>Ancient Maya Timeline</p> <ul style="list-style-type: none"> 11000BC: The first hunter-gatherers settle along the Pacific Coast and then expand into the central highlands. 7000BC: Mayan writing is developed on Mesoamerica. 3000BC: The social structure in Maya adapts to include nobles and kings as rulers. AD683: Palenq the Great of Palenque dies and is buried in the Temple of Inscriptions. AD1502: First contact with Europeans made. 8000BC: Village farming and trade become established throughout the Maya Region. 4000BC: Earliest solar calendars are carved in stone. 1000BC: The first pyramids are built. AD450: The city-state of Tikal dominates the tropical lowlands of the central region. AD800: Sites in the rain forests and tropical lowlands are abandoned whilst northern lowland sites flourish. 	<p>Research when the Mayan civilisation existed. Create a time line noting down when important things happened during the Mayan period.</p> <p>Think about: When did the civilisation start? How long did it exist for? When did it end? EXT- you can draw matching pictures for some of these important events.</p>	<p>Log into Purple Mash and watch the Mayan slideshow. (Search for 'Maya Slideshow' using the search bar.)</p> <p>Research why the Mayan civilisation ended. Watch the link: https://www.bbc.co.uk/bitesize/topics/zq6svcw/articles/zndq7p3</p> <p>Some believe it a mystery and historians have said there are many different reasons for the end of the Mayan civilisation. Using your research, explain why you think they ended. What happened to them?</p>

Geography



Research where in the world the Mayan civilisation existed.

Draw a the outline of continents (blob map) of the world and;

1. Mark where the Mayan civilisation existed.
2. Mark where the UK is.
3. Draw a line from the UK to the area where the Mayan civilisation existed.

1. Use an atlas or the internet to find:
Which oceans surround the Mayan region?
Which seas surround the Mayan region?
What are the countries called today that make up the Mayan regions?

2. Use Google Maps to visit these countries. List the countries that make up the Mayan region. Drag and drop the 'man' to visit a place here. How is this place different to where we live?
3. Watch this video to help you remember the countries we are learning about:

<https://www.youtube.com/watch?v=LSOLUiekmfk>

How many can you remember without looking?

Science - Sound



Stop, sit down and focus on the sounds around you for 1 minute.

1. List the sounds you can hear. What are you favourite sounds and why?
2. Try to have a go explaining how this sound is heard.
3. Watch the video
<https://www.bbc.co.uk/bitesize/topics/zgffr82/articles/zstr2nb>
4. Make a poster showing how sounds are made and heard.

Watch the following video on Youtube:

<https://youtu.be/3-xKZKxXuu0>

Create a sound matching game to play with someone:

1. Collect 5 objects that make a sound.
2. Tell you partner to close their eyes and you play the sound.
3. Your partner can choose what object they think made the sound.

Fill different amounts of water in 3 water bottles. Blow quickly and sharply across the top of the bottles. What sounds can you hear? Does the amount of water make a difference to the sound hear? Investigate!

Art - Mayan art



The Mayans used to paint pictures of their gods, stories, warnings, and other images of what they could see around them. Clearly, they liked repeating patterns, borders and symmetry. Can you recreate one of these or create something of your own?

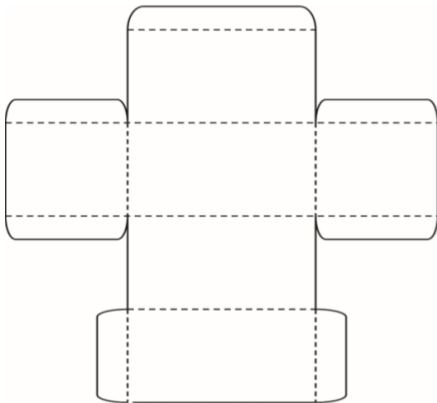


Use coloured pencils, felt tips or paint to do this.

Use JIT 5 on J2 launch to re-create your Mayan painting/drawing.

We'd love to see these so remember to save your work.

Design and Technology



In preparation of designing a Mayan temple using a series of boxes, let's explore how we can try to recreate this at home.

1. Find an empty cardboard box (a cereal box will do!)
2. Carefully peel away where it has been glued together to completely flatten out the card. You now have a 'net' of an object.
3. Use paper or card to draw the net shape.
4. Construct by gluing together the edges.

Were you able to recreate the net using paper/card?

Watch the video below and create some nets of your own:

<https://www.bbc.co.uk/bitesize/topics/zt7xk2p/articles/z247tv4>

Can you make the net of a cube, pyramid or other 3D shapes?

Computing



Imagine you are a Beebot and write an algorithm (instructions) on how to move from room to room in your home. Use language forward, backward, turn left and turn right.

Practise typing skills (how many words can you write in a minute).

J2E

Try the different coding apps
JIT, Visual, Logo

Watch BBC Newsround

Purple Mash

There are lots of different tools to have a go at:
2Code, 2DIY 3D, 2Go, Logo, 2Simulate

Choose different online safety activities to do.

Music - make an Mayan instrument



The Mayans made music mainly using wind and percussion instruments. Have a go at creating your own Mayan instruments using things you can find around the house.

E.g. A plastic bottle and rice can create a shaker, plastic tubs to create a drum, a straw with holes in it to create a whistle/flute.

Perform a music show to your family.

Decorate the instrument inspired by Mayan art.

Music making apps, e.g Garageband

<https://www.youtube.com/watch?v=BaymX3qJRbQ>

Use the link above to make a pan flute using drinking straws.

Purple Mash

Search for '2beat' to create a rhythm of your own. Layer the sounds and change the number of beats to give your rhythm more depth. Save your work so that we can hear your musical masterpieces! We have tried this and it is a lot of fun!

Physical Activity

BALL GAME RULES

- There are always two teams.
- Each team has between two and six players
- The ball can only be hit using your hip, knee right elbow.
- The ball must not touch the ground.
- The aim of the game is to make the other side drop the ball.



The Mayans loved to play ball games.

1. Watch the following link:

<https://www.bbc.co.uk/bitesize/topics/zq6svcw/articles/zbqyy4j>

2. Try playing the Mayan ball game using the rules.

3. Make up your own ball game with your own rules. Remember your game doesn't have to involve others.

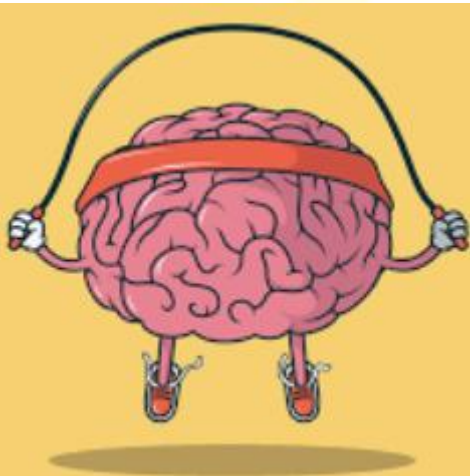
e.g How many 'knee ups' can you do in 30 seconds?

Throw a ball in the air and aim the ball into a bucket using any other body part beside your hands.

Joe Wicks workout - daily on YouTube at 9am. We try to do these too! It's hard work but it's helping to keep us fit.

5 a day TV -videos accessible on YouTube.

PSHE - Mindfulness and growth mindset



1. Write a letter to a friend in your class.

Tell them all about the things you have been doing. You could type the letter out and send it to us to read also. We would love to hear all about your time at home.

2. Listen to calming music whilst you do some colouring/painting. Create a picture that makes you happy.

<https://www.bbc.co.uk/teach/class-clips-video/pshe-ks2-growth-mindset-how-to-develop-a-positive-mindset/z6gb2sg>

Watch the link above.

YouTube

<https://www.youtube.com/user/CosmicKidsYoga>

Try some online yoga videos. Choose from Harry Potter or even Pokemon themed ones.

Email Mrs Adam or Mr Naylor if you have any questions.

4k@sparkenhoe.leicester.sch.uk

4s@sparkenhoe.leicester.sch.uk