

## Year 5 Activities for other subjects- Weeks 12

Choose as many activities from the list to do as you want. These can be completed over a number of days or longer.

Email **Miss Modha** or **Mr Currie** if you have any questions or want to send work. We would love to see your work and what you have been doing!

[5b@sparkenhoe.leicester.sch.uk](mailto:5b@sparkenhoe.leicester.sch.uk) Mr Currie

[5br@sparkenhoe.leicester.sch.uk](mailto:5br@sparkenhoe.leicester.sch.uk) Miss Modha

<b>Monday</b> 29 <sup>th</sup>	<b>Design and Technology</b>	<p>Have a go at being an architect yourself and design your very own landmark!</p> <p>You will need to draw your design and include labels. Be creative!</p> <p>You will need to think about:</p> <ul style="list-style-type: none"><li>• The name of your landmark</li><li>• Where your landmark will be constructed</li><li>• What materials you will need</li><li>• The purpose of your landmark</li></ul>	<p>If you need some inspiration, have a look at this website to see real landmarks: <a href="https://www.kids-world-travel-guide.com/top-10-famous-landmarks.html">https://www.kids-world-travel-guide.com/top-10-famous-landmarks.html</a></p>
<b>Tuesday</b> 30 <sup>th</sup>	<b>Design and Technology</b>	<p>Using any materials you have at home, construct your own landmark.</p> <p>Try to be as creative as possible!</p>	

**Wednesday**  
**1<sup>st</sup>**

**Science**

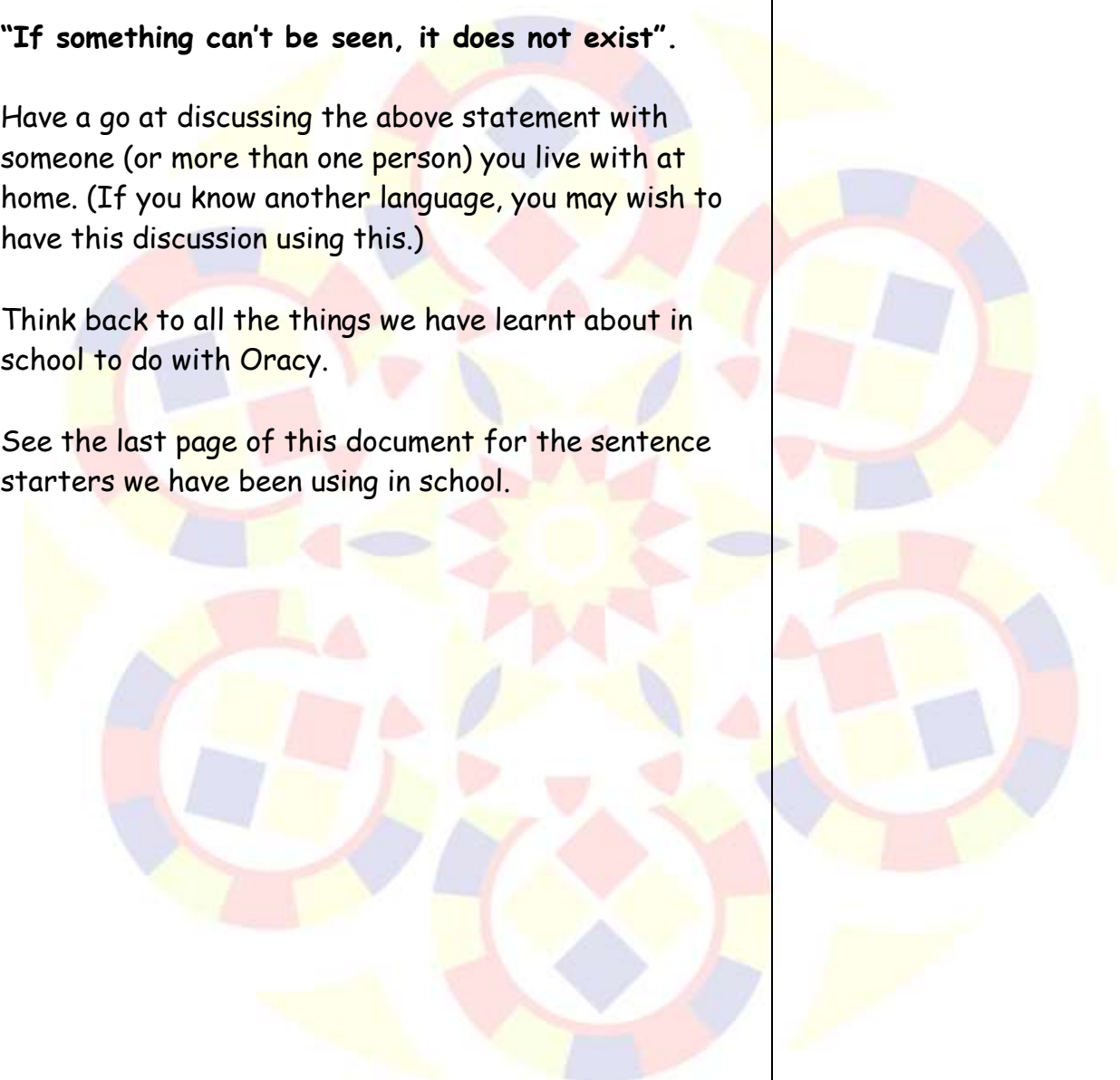
Read the statement below:



**“If something can't be seen, it does not exist”.**

Have a go at discussing the above statement with someone (or more than one person) you live with at home. (If you know another language, you may wish to have this discussion using this.)

Think back to all the things we have learnt about in school to do with Oracy.

See the last page of this document for the sentence starters we have been using in school.



<p><b>Thursday</b> 2<sup>nd</sup></p>	<p><b>Music</b></p>	<p><b>Create your own musical instrument: a drum!</b>          Can you have a go at designing and making your own drum?          Have a look below at some pictures or the website on the right.          Try to be creative! Once you have made your drum, see if you can create a beat.</p>   	<p>Have a look at this video for some inspiration:  <a href="https://www.youtube.com/watch?v=6tmMsWh85IA">https://www.youtube.com/watch?v=6tmMsWh85IA</a></p>
<p><b>Friday</b> 3<sup>rd</sup></p>	<p><b>Computing</b></p>	<p>Have a go at practising to type (either on a laptop or a tablet). Choose a section of writing from your reading book and type it out carefully. Make sure you use the correct punctuation. Time yourself and see how you do! You could have a second or third go and see if you can speed up your typing!</p>	<p>Have a look at this website to test your typing skills:  <a href="https://www.bbc.co.uk/bitesize/topics/zf2f9j6/articles/z3c6tfr">https://www.bbc.co.uk/bitesize/topics/zf2f9j6/articles/z3c6tfr</a></p>

### To agree

Most will agree that...

In agreement with...I think that...

That's an interesting point, I also believe that...

### To challenge

Whilst I understand your point, I think that...

I disagree with you because...

You mentioned X but what about...?

### To build on an idea

Building on that idea, I think that...

I agree and would like to add...

Linking to what X has said, I think that...

### To instigate

I would like to start by saying...

I think we should consider...

Let's also think about...

To begin with, we should discuss...

### To ask for detail

Can you provide an example?

Why do you think...?

What evidence justifies your argument?

### To ask for clarity

Can you explain more about...?

Could you elaborate on...?

Can you clarify what you meant by...?