


## Year 6 English activities    Week beginning 6.7.20


### As well as these you should also do the Week 13 daily activities in Purple Mash

These are the suggested activities for each day of the week. If your child prefers to complete the activities on different days, that is also completely fine.

Email Mr Marsh or Miss Boulter if you have any questions. [6O@sparkenhoe.leicester.sch.uk](mailto:6O@sparkenhoe.leicester.sch.uk)    [6H@sparkenhoe.leicester.sch.uk](mailto:6H@sparkenhoe.leicester.sch.uk)

<u>Monday 6<sup>th</sup> July</u>	<u>Challenge activities</u>
<p><b>Reading:</b> Read for <b>at least 20 minutes</b> on your own, to an adult or to a sibling. If you are running out of books, there are loads of interesting titles to read on Purple Mash.</p> <p>You may want to start reading J.K Rowling's new book online - The Ickabog! Read Chapter 5 and 6 or more. <a href="https://www.theickabog.com/read-the-story/">https://www.theickabog.com/read-the-story/</a></p> <p>Draw an illustration of what you visualise the Ickabog looks like. Use the description from the text.</p> <p>Do your weekly AR test on your account if you can. The teachers are checking this weekly. Well done to the children who have done tests so far.</p>	<p>Create a word journal listing any new vocabulary that you find in your book and find out the meaning. Then draw a picture of the meaning and include it in a sentence. This will help improve your writing and reading!</p> <p>Example: Coronation - definition: <i>The ceremony of crowing a king or queen.</i></p> <p>Picture:</p>  <p><i>Sentence: The Queen's coronation was held in Westminster Abbey.</i></p>

	<p>Name: _____ Date: _____</p> <p><b>My Vocabulary Journal</b> Chapter 7: Once Bitten, Twice Shy</p> <div style="display: flex; justify-content: space-between;"> <div style="text-align: center;">  <p>Wo rd:</p> </div> <table border="1" style="border-collapse: collapse; width: 100%;"> <tr> <td style="width: 33%; padding: 5px;">Definition/ Synonyms:</td> <td style="width: 33%; padding: 5px;">Illustration:</td> <td style="width: 33%; padding: 5px;">Sentence:</td> </tr> </table> </div> <div style="display: flex; justify-content: space-between; margin-top: 20px;"> <div style="text-align: center;">  <p>Wo rd:</p> </div> <table border="1" style="border-collapse: collapse; width: 100%;"> <tr> <td style="width: 33%; padding: 5px;">Definition/ Synonyms:</td> <td style="width: 33%; padding: 5px;">Illustration:</td> <td style="width: 33%; padding: 5px;">Sentence:</td> </tr> </table> </div>	Definition/ Synonyms:	Illustration:	Sentence:	Definition/ Synonyms:	Illustration:	Sentence:
Definition/ Synonyms:	Illustration:	Sentence:					
Definition/ Synonyms:	Illustration:	Sentence:					

<p><b>Tuesday 7<sup>th</sup> July</b></p> <p><b>Spelling: Learn the following spellings using the prefix - bi</b></p> <p><b>Binoculars, bicycle, bilingual, biceps, binary, bifocal, bimonthly, biopsy.</b></p> <p>The prefix <b>bi</b> means <b>two</b>.</p> <p>Use the strategies discussed in lessons to help you. Find the meaning of each word. Use at least <b>two</b> strategies for each spelling.</p> <div style="display: flex; align-items: center; margin-top: 20px;"> <div style="margin-right: 20px;"> <p>p py pyr pyra pyram pyraml pyramid</p> </div>  </div> <p><b>Look, Say, Cover, Write, Check</b></p>	<p><b>Challenge activities</b></p> <p>Write a sentence for each of the words showing your understanding of the spellings. If you do not know the meaning, find it out.</p> <p><i>e.g On a <b>bimonthly</b> basis, I receive my favourite magazine in the post.</i></p>
---	--

Wednesday 8<sup>th</sup> July

Grammar: using the following nouns, make expanded noun phrases.

*Noun - a person, place, object or a feeling.*

**Lemon**

**Sunglasses**

**Castle**

**Lion**

**Car**

**Beach**

**Cake**

*An expanded noun phrase - a phrase that modifies a noun often with adjectives to describe it further.*

Example:

*the calm, turquoise ocean*

*a mountainous, sturdy man*

Then, add a prepositional phrase for more detail.

*Prepositional phrase - a phrase that shows the position of a noun.*

*the calm, turquoise ocean lapping onto the soft sand*

*a mountainous, sturdy man with crooked teeth.*

*Remember, expanded noun phrases DO NOT include a verb. That would make it a sentence.*

Challenge activities

Write at least eight of your own sentences, which include expanded noun phrases.

*The merciless waves crashed against the side of the rusty, vulnerable boat.*

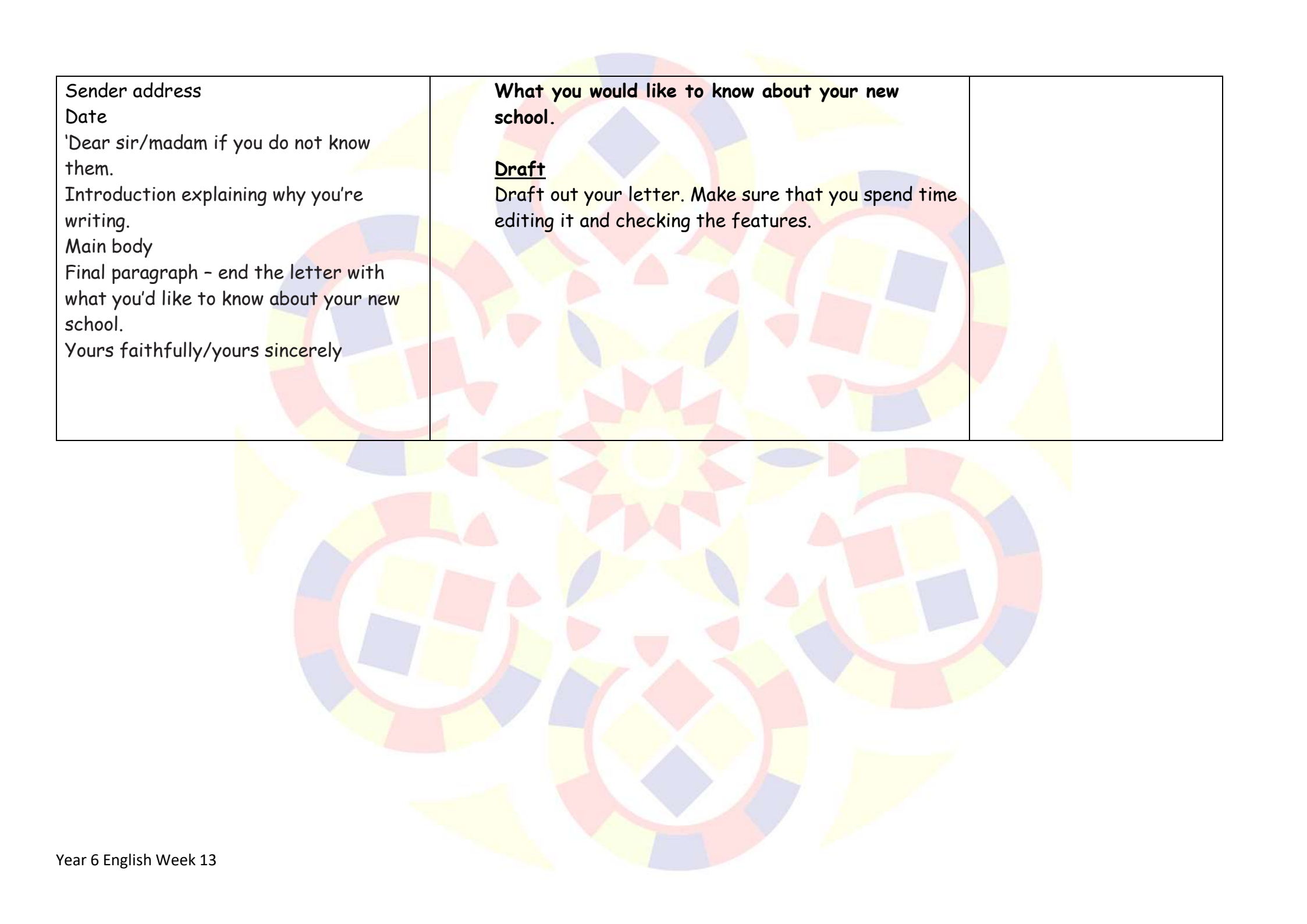
Make them as exciting as possible!

**Thursday and Friday Writing Task**

**9<sup>th</sup> and 10<sup>th</sup> July**

**Plan on Thursday and draft and edit on Friday**

Task	How to do it	Optional further ideas
<p><b>Write a letter to your new form teacher from secondary school telling them about your time in lockdown and all about yourself.</b></p> <p><u>What language features will you need to include?</u></p> <p>First person Past tense Present tense Future tense Formal tone Ambitious vocabulary Expanded noun phrases No contractions Standard English Conjunctions Passive voice</p> <p><b><u>Structure</u></b> Recipients address - find it on the school's website</p>	<p><b><u>Plan</u></b></p> <ol style="list-style-type: none"><li><b>1. Research your new school online and find the address for it. Think about what you want to ask or tell your new teacher about.</b></li><li><b>2. Think about what you want to include in the letter:</b></li></ol> <p><b>Examples paragraphs:</b></p> <p><b>A paragraph introducing yourself.</b> Who you are, what you like/don't like doing, some interesting facts about yourself.</p> <p><b>What you've done during lockdown -</b> What activities you've been doing at home. Any new hobbies that you've started or skills that you've learnt. Who you've been at home with and what they've been doing. You could include any funny or exciting stories that have happened.</p> <p><b>What you will miss most about Sparkenhoe -</b> Describing your favourite lessons or activities. Which of your friends will you miss and what will you miss about them?</p> <p><b>What you are looking forward to most about secondary school -</b></p> <p><b>What you are a little bit nervous or unsure about.</b></p>	<p><b>Type up your letter and send it to Miss Boulter or Mr Marsh via email or on Purple Mash. We can send it to your new school!</b></p>



<p>Sender address Date 'Dear sir/madam if you do not know them. Introduction explaining why you're writing. Main body Final paragraph - end the letter with what you'd like to know about your new school. Yours faithfully/yours sincerely</p>	<p><b>What you would like to know about your new school.</b></p> <p><b><u>Draft</u></b> Draft out your letter. Make sure that you spend time editing it and checking the features.</p>	
---	--	--