

English activities - Year 6 Week beginning: 27.4.20

As well as these you can also do the Week 4 daily activities in Purple Mash

<u>MONDAY 27th</u>	<u>Challenge activities</u>	<u>Additional activities</u>
<p>Reading: Read for 30 minutes with an adult or brother or sister.</p> <p><i>Please make sure this week that you are logging onto AR and doing a test. We will be checking</i></p>	<p>Using your working memory read a sentence and then write it in your own words. You should do this for at least five different sentences.</p> <p><i>From what I can remember... I remember that... 'The children pelted down the road as fast as their feet could carry them.' The children ran away down the street very quickly.</i></p> <p>Practise a grammar chapter from your revision guide and workbook.</p>	<p>Monster SATs Purple Mash (English) Serial Mash/Sapphires/The Magic Pen - Chapter 1 - Quiz</p> <p>Or if that's a bit difficult...</p> <p>Serial Mash/Emeralds/Around the World in 80 Minutes - Chapter 1 - Quiz</p> <p><i>Listen to one of David Walliam's audio stories; they're great!</i> https://www.worldofdavidwalliams.com/elevenses-catch-up/</p> <p>Then, you could write a summary of it. Remember, it should just be the main points. Try to summarise it in 10 words or less.</p> <p>Or/and Listen to one free book a week on Audible. https://stories.audible.com/discovery</p>


<p>Spelling: Practise spelling words Complacency, Obediency, Efficiency Sufficiency, Dependency</p> <p>Use the strategies discussed in lessons or choose some from Friday's lesson. Use at least two strategies for each spelling.</p>	<p>Find the total value of spelling each word. Consonants = 2 points Vowels = 5 points (a, e, i, o, u) Neighbour $2+5+5+2+2+2+5+5+2 = 30$</p> <p><i>Can you create your own spelling values for the words and add them up?</i></p>	<p>Monster SATs Purple Mash (through J2E) Choose a spelling quiz or do English/Spelling/Resources/Year 6 - Spelling Quiz Spring 2 Week 2</p>
--	--	--

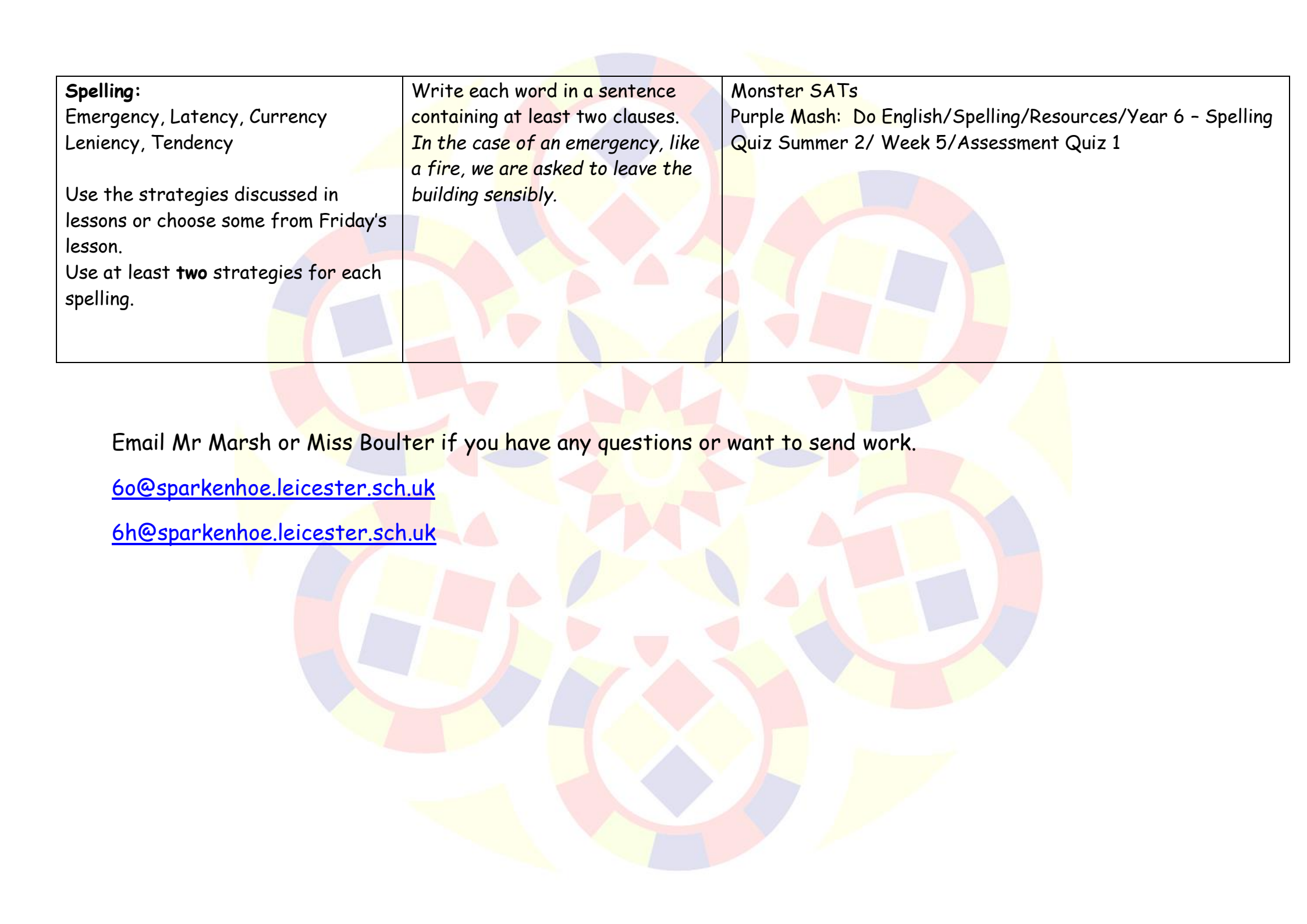
Accelerated Reader is available on weekdays between 8:30am and 3pm. You can access it through the school website or J2E.

For additional reading exercises use the Accelerated Reader articles - chose articles close to your AR level.

Use ebooks to read if you need more books. <https://readon.myon.co.uk/library/browse.html>

Access any other apps and websites you feel are appropriate for your child

<u>TUESDAY 28th</u>	<u>Challenge activities</u>	<u>Additional activities</u>
<p>Reading: Read for 30 minutes with an adult or brother or sister.</p>	<p>Write a book review of one of your books or write out your opinion of the book so far. Justify your reasons.</p> <p>This task should take you at least 30 minutes to complete.</p> <p>Your review could include: The book's title and author A brief summary of the plot that doesn't give away too much Comments on the book's strengths and weaknesses Your personal response to the book with specific examples to support praise or criticisms.</p> <div data-bbox="719 995 1229 1171" style="border: 1px solid #ccc; padding: 5px; text-align: center;"> <p>4.5 out of 5 stars</p>  </div> <p>Practise a grammar chapter from your revision guide and workbook.</p>	<p>Monster SATs Purple Mash (through J2E) Purple Mash (English) Serial Mash/Sapphires/The Magic Pen - Chapter 2 - Quiz</p> <p>Or if that's a bit difficult...</p> <p>Serial Mash/Emeralds/Around the World in 80 Minutes - Chapter 2 and 3 - Quiz</p> <p>Publish your book review on Purple Mash/English/J2PublishPlus for the teachers to read.</p>



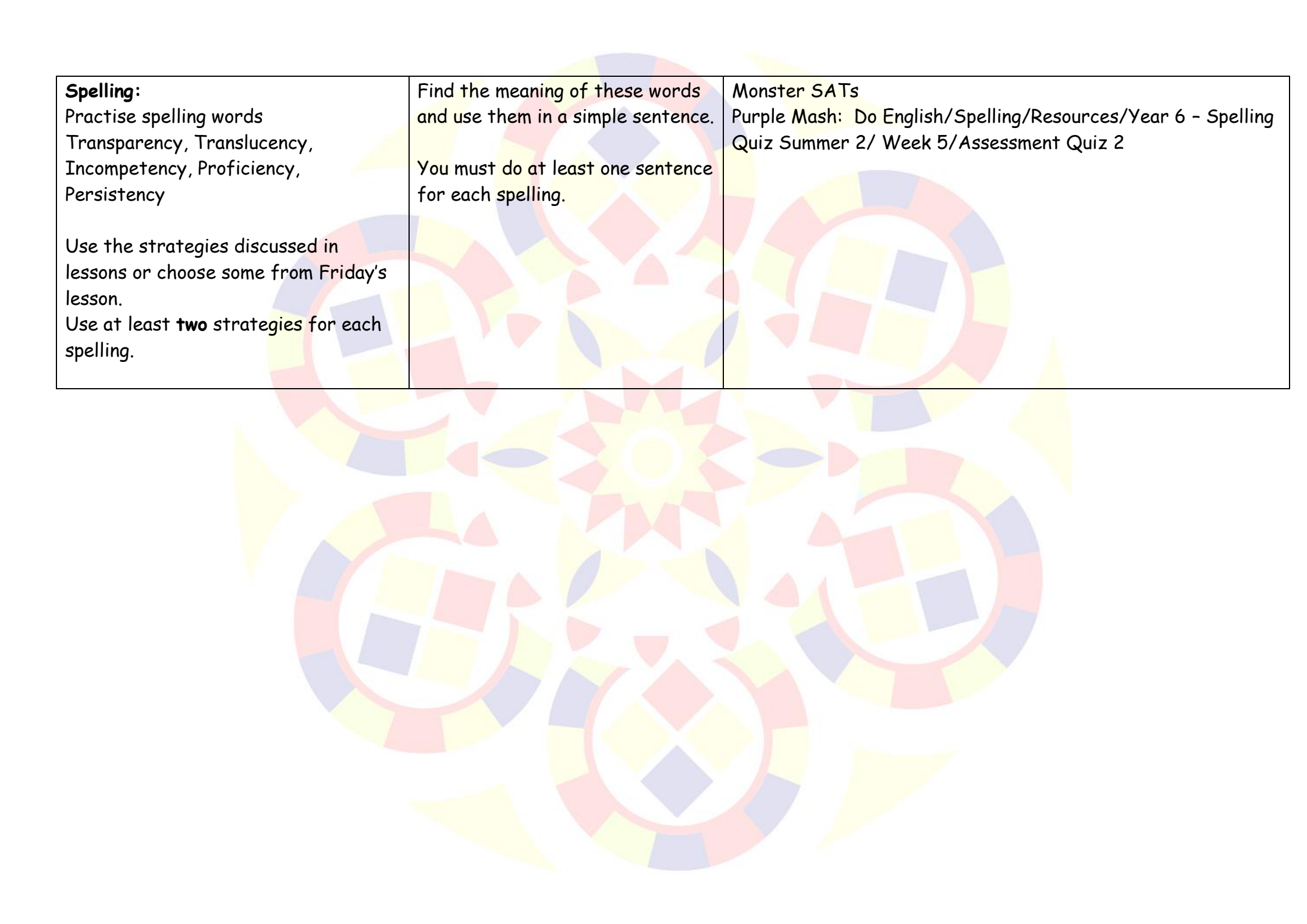
<p>Spelling: Emergency, Latency, Currency Leniency, Tendency</p> <p>Use the strategies discussed in lessons or choose some from Friday's lesson. Use at least two strategies for each spelling.</p>	<p>Write each word in a sentence containing at least two clauses. <i>In the case of an emergency, like a fire, we are asked to leave the building sensibly.</i></p>	<p>Monster SATs Purple Mash: Do English/Spelling/Resources/Year 6 - Spelling Quiz Summer 2/ Week 5/Assessment Quiz 1</p>
---	---	--

Email Mr Marsh or Miss Boulter if you have any questions or want to send work.

6o@sparkenhoe.leicester.sch.uk

6h@sparkenhoe.leicester.sch.uk

<u>WEDNESDAY 29th</u>	<u>Challenge activities</u>	<u>Additional activities</u>
<p>Reading: Read for 30 minutes with an adult or brother or sister.</p>	<p>Create at least 5 inference and fact retrieval questions based on your AR book.</p> <p>Inference - evidence from the text and your prior knowledge. Example question: <i>How did the character feel at this point in the story?</i></p> <p><i>Fact Retrieval - something that is true.</i></p> <p><u>What is a fact?</u> <i>What colour is Sammy's hair?</i></p> <p><i>In the text it says that Sammy's hair is brown.</i></p> <p>Practise a grammar chapter from your revision guide and workbook.</p>	<p>Monster SATs Purple Mash (English) Serial Mash/Sapphires/The Magic Pen - Chapter 3 - Quiz</p> <p>Or if that's a bit difficult...</p> <p>Serial Mash/Emeralds/Around the World in 80 Minutes - Chapter 3 and 4 - Quiz</p> <p><i>Listen to one of David Walliam's audio stories; they're great!</i> https://www.worldofdavidwalliams.com/elevenes-catch-up/</p> <p>Write down at least five adjectives that describe the main character from the story you choose. How many can you come up with?</p>



<p>Spelling: Practise spelling words Transparency, Translucency, Incompetency, Proficiency, Persistency</p> <p>Use the strategies discussed in lessons or choose some from Friday's lesson. Use at least two strategies for each spelling.</p>	<p>Find the meaning of these words and use them in a simple sentence.</p> <p>You must do at least one sentence for each spelling.</p>	<p>Monster SATs Purple Mash: Do English/Spelling/Resources/Year 6 - Spelling Quiz Summer 2/ Week 5/Assessment Quiz 2</p>
--	---	--

<u>THURSDAY 30th</u>	<u>Challenge activities</u>	<u>Additional activities</u>
<p>Reading: Read for 30 minutes with an adult or brother or sister.</p>	<p>Visualise a character/setting/action from the text. You should spend at least 20 minutes on this activity.</p> <p>This is all about what images we have in our minds as we read. Without even thinking very hard, we all have images in our heads about how the characters look/ what they are doing/ where they are etc.</p> <ol style="list-style-type: none"> 1. Read a sentence (or a few) of your reading book. 2. Draw a picture of what you can see in your mind. For example, let's say you read the following sentence: Sammy stormed into his bedroom. You would probably draw a room with a bed in and maybe a desk with a boy walking into the room with an angry face. 3. Continue reading the next sentence (or the next few depending on your text). For example, let's say the next sentence is: He slumped himself down onto his beanbag and stared up at his Fortnite poster. You would now probably draw a new picture of a boy sitting on a beanbag 	<p>Monster SATs Purple Mash (English) Serial Mash/Sapphires/The Magic Pen - Chapter 4 and 5 - Quiz</p> <p>Or if that's a bit difficult...</p> <p>Serial Mash/Emeralds/Around the World in 80 Minutes - Chapter 5 and 6 - Quiz</p> <p><i>Listen to one of David Walliam's audio stories; they're great!</i> https://www.worldofdavidwalliams.com/elevenses-catch-up/ Just enjoy it.</p>

in the room with a poster on the wall next to him.

4. Continue doing this so that you have drawn at least 6 pictures. Can you see how your image has changed?



Practise a grammar chapter from your revision guide and workbook.

Spelling

Practise spelling words

Insistency

Absorbency

Stringency

Excellency

Deficiency

Use the strategies discussed in lessons or choose some from Friday's lesson.

Use at least **two** strategies for each spelling.

Learn the 20 spellings you have practised this week ready for tomorrow's test.

Use the strategies discussed in lessons or choose some from Friday's lesson.

Monster SATs

Purple Mash: [Do English/Spelling/Resources/Year 6 - Spelling Quiz Summer 2/ Week 5/Assessment Quiz 3](#)

Grammar games (Early Bird)

Word Families and Alien Time.

<u>FRIDAY 1st May</u>	<u>Challenge activities</u>	<u>Additional activities</u>
<p>Reading: Read for 30 minutes with an adult or brother or sister.</p>	<p>Design a new blurb for the back cover of the book. You can use colours and pictures as well as writing.</p> <p>This should take at least 30 minutes to complete.</p> <p>Your blurb should include: A brief description of what the book is about but don't give away any major twists! It should intrigue the reader and make them want to start reading the book straight away.</p> <p>Example blurb - Harry Potter and the Philosophers Stone</p> <p><i>Harry Potter has never even heard of Hogwarts when the letters start dropping on the doormat at number four, Privet Drive. Addressed in green ink on yellowish parchment with a purple seal, they are swiftly confiscated by his grisly aunt and uncle. Then, on Harry's eleventh birthday, a great beetle-eyed giant of a man called Rubeus Hagrid bursts in with some astonishing news: Harry Potter is a wizard, and he has a place at Hogwarts School of Witchcraft and Wizardry. An incredible adventure is about to begin!</i></p> <p>Practise a grammar chapter from your revision guide and workbook.</p>	<p>Monster SATs Purple Mash (English) Serial Mash/Sapphires/The Magic Pen - Chapter 6 - Quiz</p> <p>Or if that's a bit difficult...</p> <p>Serial Mash/Emeralds/Around the World in 80 Minutes - Chapter 7 and 8 - Quiz</p> <p>Listen to one of David Walliam's audio stories: they're great! https://www.worldofdavidwalliams.com/elevenses-catch-up/</p> <p>Write down any questions or wonderings that pop into your head as you listen. How many come to your mind?</p>

Spelling:

Organise a spelling test that uses the 20 new spellings you have learned this week.

You could ask someone else in your house to read out the spellings or you could record yourself saying the words on an ipad and test yourself.

Find a way to learn any spellings that you spelt incorrectly in the test. If you spelt them all correctly, choose at least four spellings that you found trickier to practise using the spelling strategies.

Use at least two strategies.

Spelling Strategy Examples

- **Rainbow Writing**

Using coloured pencils in different ways can help to make parts of words memorable. You could highlight the tricky parts of the word or write the tricky part in a different colour. You could also write each letter in a different colour, or write the word in red, then overlay in orange, yellow and so on.

- **Pyramid Practise**

p
py
pyr
pyra
pyram
pyrami
pyramid

Look, Say, Cover, Write, Check

Monster SATs

Purple Mash (English) Grammar (Early Bird) -
Bella and the Farm and the Dog and the Ball.

Look: first look at the whole word carefully and if there is one part of the word that is difficult, look at that part in more detail.

Say: say the word as you look at it, using different ways of pronouncing it if that will make it more memorable.

Cover: cover the word.

Write: write the word from memory, saying the word as you do so.

Check: Have you got it right? If yes, try writing it again and again! If not, start again - look, say, cover, write, check.

Drawing an image around the word

Draw an image around the word that links to the word to help you remember the spelling.

