


English activities - Year 6 Week beginning: 20.4.20

As well as these you can also do the Week 3 daily activities in Purple Mash

Writing tasks for the 2 weeks are at the end of the plans.

<u>MONDAY 20th</u>	<u>Challenge activities</u>	<u>Additional activities</u>
<p>Reading: Read for 30 minutes with an adult or brother or sister.</p> <p><i>Please make sure this week that you are logging onto AR and doing a test. We will be checking.</i></p>	<p>Write a minimum of 6 questions or wonderings that came to you based on what you have read. <i>I wonder why the lion decided not to eat the mouse.</i></p> <p><i>What was the strange noise coming from underneath Lyra's bed?</i></p> <p>Practise a grammar chapter from your revision guide and workbook.</p>	<p>Monster SATs Purple Mash story <i>Topic/World War II/ Serial Mash: A Bridge on Fire Chapter 1 and 2 + quizzes</i></p> <p><i>Listen to one of David Walliam's audio stories; they're great!</i></p> <p>https://www.worldofdavidwalliams.com/elevenses-catch-up/</p> <p>Before you listen, read the title and make a prediction about what you think is going to happen based on evidence and your prior knowledge. Then, after you've listened, see how close your prediction was.</p> <p>or/and</p> <p>Listen to one free book a week on Audible. https://stories.audible.com/discovery</p>



<p>Spelling: Learn the following spellings: Apparent, Ancient Environment, Government Frequent</p> <p>Use the strategies discussed in lessons or choose some from Friday's lesson. Use at least two strategies for each spelling.</p>	<p>Find as many other words as you can that end in -ent. This should be a minimum of 5 words. <i>How many can you find? Challenge yourself.</i></p>	<p>Purple Mash (through J2E) Choose a spelling quiz or do English/Spelling/Resources/Year 6 - Spring 2 Week 1/quiz</p>
---	---	--

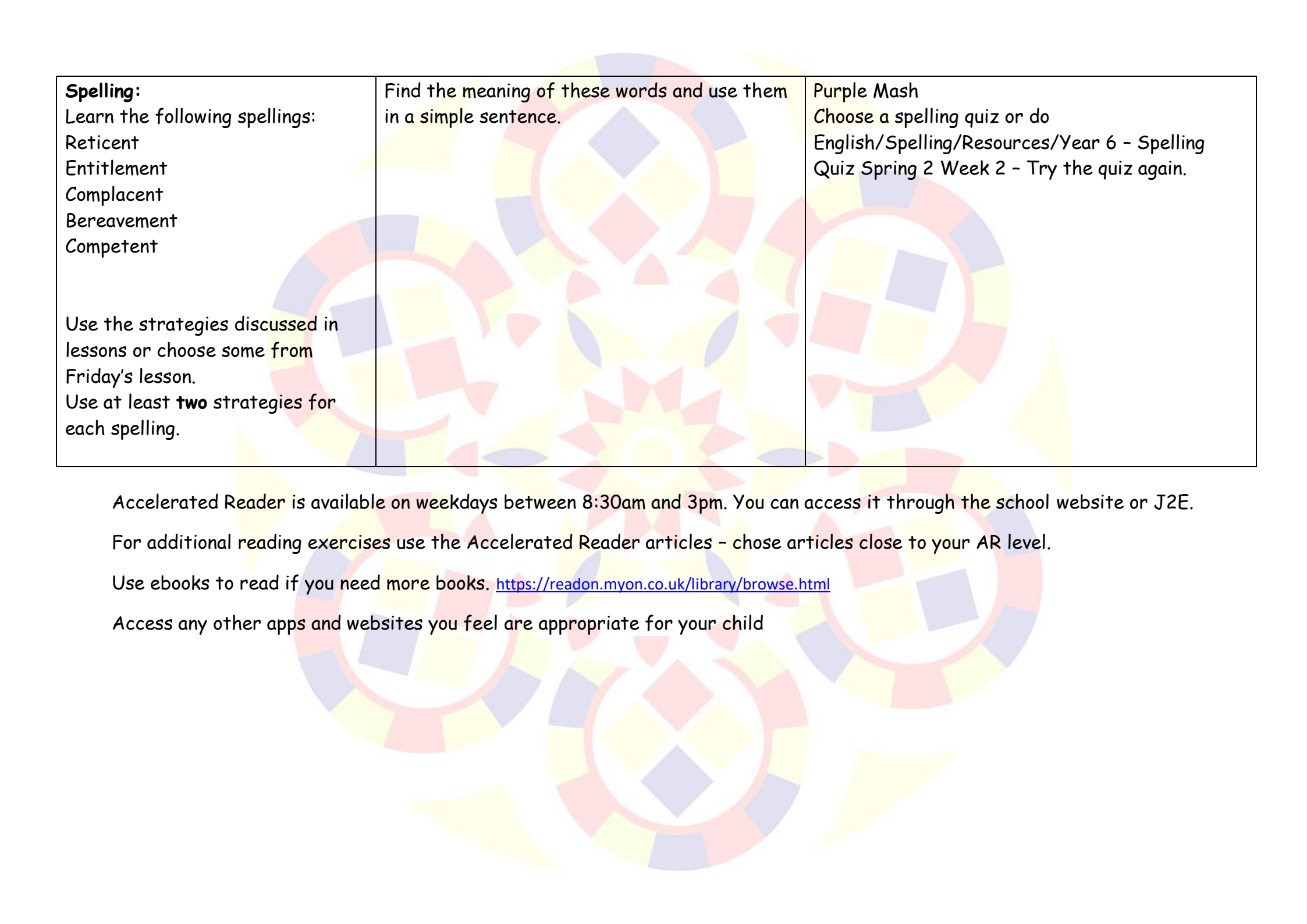
Email Mr Marsh or Miss Boulter if you have any questions or want to send work.

6o@sparkenhoe.leicester.sch.uk

6h@sparkenhoe.leicester.sch.uk

<u>TUESDAY 21st</u>	<u>Challenge activities</u>	<u>Additional activities</u>						
<p>Reading: Read for 30 minutes with an adult or brother or sister.</p> <p><u>Clarifying Strategies</u> Use the context Read the sentence before and after Dictionary Picture it in your mind Look for smaller words in bigger words Replace the word Find out the word class (verb, noun etc)</p>	<p>Make a list of any words that you are unsure of the meaning of. Use the reading strategies to clarify any words that you do not know the meaning of. Explain how you worked out the word meaning. You should be able to find at least 6 words that you are unsure of the meaning of. Then, write the word in a sentence. Practise a grammar chapter from your revision guide and workbook.</p> <table border="1" data-bbox="658 679 1337 892"> <thead> <tr> <th data-bbox="658 679 815 804">Word</th> <th data-bbox="815 679 1072 804">Definition</th> <th data-bbox="1072 679 1337 804">How I worked out the word meaning</th> </tr> </thead> <tbody> <tr> <td data-bbox="658 804 815 892"></td> <td data-bbox="815 804 1072 892"></td> <td data-bbox="1072 804 1337 892"></td> </tr> </tbody> </table>	Word	Definition	How I worked out the word meaning				<p>Monster SATs Purple Mash story <i>Topic/World War II/ Serial Mash: A Bridge on Fire Chapter 3 and 4 + quizzes</i></p>
Word	Definition	How I worked out the word meaning						
<p>Spelling: Learn the following spellings: Sufficient, Absent, Patient, Excellent, Equipment</p> <p>Use the strategies discussed in lessons or choose some from Friday's lesson. Use at least two strategies for each spelling.</p>	<p>Write each word in a sentence containing at least two clauses. <i>Because I had not completed sufficient work, my teacher told me I had to do it in my own time. ☹</i></p>	<p>Purple Mash Choose a spelling quiz or do English/Spelling/Resources/Year 6 - Spring 2 Week 1/Dictation</p>						

<u>WEDNESDAY 22nd</u>	<u>Challenge activities</u>	<u>Additional activities</u>
<p>Reading: Read for 30 minutes with an adult or brother or sister.</p>	<p>Write about what a character might be thinking or feeling at different stages of the story. You could write it in the first person, or in a speech bubble. Explain how you know.</p> <div data-bbox="703 395 1144 715" style="border: 1px solid blue; border-radius: 50%; padding: 10px; background-color: #4a90e2; color: white; text-align: center; margin: 10px auto; width: fit-content;"> <p>I hate Brussel sprouts, they're absolutely disgusting!</p> </div> <p><i>I think that Terry is thinking this because he made a face when his mum turned around and spat the Brussel sprouts into the plant pot when she wasn't looking.</i></p> <p>You should do this for at least three different characters or stages of the text. Practise a grammar chapter from your revision guide and workbook.</p>	<p>Monster SATs Purple Mash (English) Use 2Create a story to make your own story Purple Mash story <i>Topic/World War II/ Serial Mash: A Bridge on Fire Chapter 5 and quizzes</i></p>




<p>Spelling: Learn the following spellings: Reticent Entitlement Complacent Bereavement Competent</p> <p>Use the strategies discussed in lessons or choose some from Friday's lesson. Use at least two strategies for each spelling.</p>	<p>Find the meaning of these words and use them in a simple sentence.</p>	<p>Purple Mash Choose a spelling quiz or do English/Spelling/Resources/Year 6 - Spelling Quiz Spring 2 Week 2 - Try the quiz again.</p>
--	---	---

Accelerated Reader is available on weekdays between 8:30am and 3pm. You can access it through the school website or J2E.

For additional reading exercises use the Accelerated Reader articles - chose articles close to your AR level.

Use ebooks to read if you need more books. <https://readon.myon.co.uk/library/browse.html>

Access any other apps and websites you feel are appropriate for your child

THURSDAY 23 rd	Challenge activities	Additional activities
<p>Reading: Read for 30 minutes with an adult or brother or sister.</p>	<p>Make a list of at least five titles that would make a better name for your book.</p>  <p>The Golden Ticket</p> <p>Practise a grammar chapter from your revision guide and workbook.</p>	<p>Monster SATs Purple Mash story <i>Topic/World War II/ Serial Mash: A Bridge on Fire Chapter 6 and quizzes</i></p> <p><i>Listen to one of David Walliam's audio stories; they're great!</i> https://www.worldofdavidwalliams.com/elevenses-catch-up/</p> <p><i>Just enjoy it!</i></p>
<p>Spelling Learn the following spellings: Assessment Consent Frequent Evident Obedient</p> <p>Use the strategies discussed in lessons or choose some from Friday's lesson. Use at least two strategies for each spelling.</p>	<p>Learn the 20 spellings you have practised this week ready for tomorrow's test.</p> <p>Use the strategies discussed in lessons or choose some from Friday's lesson.</p>	<p>Purple Mash (English) Grammar games (Early Bird) Consonant or vowel activity</p>

<u>FRIDAY 24th</u>	<u>Challenge activities</u>	<u>Additional activities</u>
<p>Reading: Read for 30 minutes with an adult or brother or sister.</p> <p><u>Features of a letter</u></p> <ul style="list-style-type: none"> • A formal tone if you don't know the recipient personally • Powerful vocabulary • 1st person • change in tense • Question for the reader • Conjunctions to link paragraphs • Modal verbs • Semi-colons • Passive <p><u>Structural features</u></p> <ul style="list-style-type: none"> • Date and address • Dear Sir/Madam, Yours <p>Faithfully- when we don't know the reader.</p> <ul style="list-style-type: none"> • Introduction- explanation of why we're writing. • Paragraph for each point- including evidence. <p>Conclusion explaining outcome.</p>	<p>Write a letter to the author of your book. You should include:</p> <ul style="list-style-type: none"> • what you like about the book • what you dislike about the book • ideas for what else you would like included in the book. • make a suggestion for a sequel <p>Practise a grammar chapter from your revision guide and workbook.</p>	<p>Monster SATs Purple Mash story <i>Topic/World War II/ Serial Mash: A Bridge on Fire Chapter 7 and quizzes</i></p>

Spelling:

Organise a spelling test that uses the 20 new spellings you have learned this week.

You could ask someone else in your house to read out the spellings or you could record yourself saying the words on an iPad and test yourself.

Find a way to learn any spellings that you spelt incorrectly in the test. If you spelt them all correctly, choose at least four spellings that you found trickier to practise using the spelling strategies.

Spelling Strategy Examples

- **Rainbow Writing**

Using coloured pencils in different ways can help to make parts of words memorable. You could highlight the tricky parts of the word or write the tricky part in a different colour. You could also write each letter in a different colour, or write the word in red, then overlay in orange, yellow and so on.

- **Pyramid Practise**

p
py
pyr
pyra
pyram
pyraml
pyramid

Look, Say, Cover, Write, Check

Purple Mash (English)

Grammar activity.

(Soaring Eagles - Synonyms and Antonyms)

Look: first look at the whole word carefully and if there is one part of the word that is difficult, look at that part in more detail.

Say: say the word as you look at it, using different ways of pronouncing it if that will make it more memorable.

Cover: cover the word.

Write: write the word from memory, saying the word as you do so.

Check: Have you got it right? If yes, try writing it again and again! If not, start again - look, say, cover, write, check.

Drawing an image around the word

Draw an image around the word that links to the word to help you remember the spelling.

